

# English-language disclosure by JPX-Nikkei 400 constituents, 2015

November 2, 2015

**IDS** International Disclosure Services Corporation  
CORPORATION

Note: This report has been created based on objective research, and does not constitute a recommendation of any particular method of disclosure or presentation. This report has been created and compiled based on careful research, but its accuracy is not guaranteed. Copyright pertaining to this report belongs to International Disclosure Services Corporation, and it may not be redistributed or reproduced without the permission of International Disclosure Services Corporation.

## Contents

|  |            |
|--|------------|
| 1. Scope of research.....  | 2          |
| 2. Proxy statements.....   | 2          |
| Rate of English translation.....   | 2          |
| Scope of English translation.....  | 3          |
| Maps and instructions regarding the exercise of voting rights.....           | 4          |
| 3. Notices of resolutions.....   | 4          |
| Rate of English translation.....   | 4          |
| 4. Results of the exercise of voting rights (extraordinary reports).....     | 5          |
| Rate of English translation.....   | 5          |
| 5. Financial results (kessan tanshin).....                                   | 7          |
| Rate of English translation.....   | 7          |
| Frequency of translation.....  | 8          |
| Scope of English translation.....  | 9          |
| 6. Presentation materials for earnings briefings.....                        | 9          |
| Rate of English translation.....   | 9          |
| Frequency of translation.....  | 10         |
| 7. Duplication of information between documents and scope of disclosure..... | 11         |
| 8. English translation of each type of document.....                         | 11         |
| Research results overview.....   | Appendix 1 |

English-language disclosure by listed companies in Japan has been increasing since the application in June 2015 of Japan's Corporate Governance Code, which contains a number of items related to English-language disclosure. In particular, JPX-Nikkei Index 400 constituent companies may be focusing on English-language disclosure owing to selection criteria for the index specifying that "English documents regarding the most recent earnings information are disclosed via TDnet (Company Announcements Distribution Service in English)."

In this report, we consider the extent and scope of English translation of the main disclosure documents, based on research into the status of JPX-Nikkei 400 constituents' English-language disclosure as of August 2015.

## 1. Scope of research

We researched the English-translation of five types of document: proxy statements for annual general meetings, notices of resolutions, results of the exercise of voting rights (extraordinary reports), financial results (*kessan tanshin*), and presentation materials for earnings briefings.

Companies are also increasingly translating press releases, but we have excluded them from the scope of this research because many companies only translate certain press releases, and it is difficult to make comparisons between companies as the standards and frequency of translation vary between companies.

An overview of the results of our research into the JPX-Nikkei 400 constituents is provided at the end of this report.

## 2. Proxy statements

### Rate of English translation


Out of 399 JPX-Nikkei 400 constituents, 272 companies translate their proxy statements, or 68.2% (table 1, figure 1).

The proportion of companies translating their proxy statements is higher for companies with a higher proportion of foreign shareholders, with 1) 40.0% of companies with up to 10% foreign shareholders, 2) 44.7% of companies with 10-20% foreign shareholders, 3) 62.9% of companies with 20-30% foreign shareholders, and 4) 86.6% of companies with more than 30% foreign shareholders translating proxy statements (table 2).

In terms of industries, 1) 75.7% of manufacturing companies, 2) 58.9% of service companies, and 3) 69.8% of financial companies translate their proxy statements (table 3).

**Table 1** Number of companies creating English translations of their proxy statements

|                  | Number of companies |         |
|------------------|---------------------|---------|
| With translation | 272                 | (68.2%) |
| No translation   | 127                 | (31.8%) |



**Figure 1** Rate of English translation of proxy statements

**Table 2 Rate of English translation of proxy statements by proportion of foreign shareholders**

| Proportion of foreign shareholders | Number of companies with translations |         |
|------------------------------------|---------------------------------------|---------|
| 1) Up to 10% (10 companies)        | 4                                     | (40.0%) |
| 2) 10-20% (94 companies)           | 42                                    | (44.7%) |
| 3) 20-30% (124 companies)          | 78                                    | (62.9%) |
| 4) More than 30% (171 companies)   | 148                                   | (86.6%) |
| Total                              | 272                                   | (68.2%) |

**Table 3 English translation of proxy statements by industry**

| Industry                         | Number of companies with translations |         |
|----------------------------------|---------------------------------------|---------|
| 1) Manufacturing (193 companies) | 146                                   | (75.7%) |
| 2) Service (163 companies)       | 96                                    | (58.9%) |
| 3) Financial (43 companies)      | 30                                    | (69.8%) |
| Total                            | 272                                   | (68.2%) |

### Scope of English translation

We compiled data on the scope of English translation based on five categories: 1) full translation, 2) full translation except the auditor’s report, 3) particulars and reference documents, 4) particulars only, and 5) other (table 4, figure 2). Looking at the breakdown of the scope of translation for the 272 companies with translations, “full translation” is the most popular category, accounting for 44.1% of companies, followed by “particulars and reference documents,” accounting for 34.9%. If we include “full translation except the auditor’s report” in “full translation,” then there is a roughly equal split between full translation (48.9%) and partial translation (51.1%).

“Other” includes companies with translations of the particulars, reference documents, and consolidated and non-consolidated financial statements, companies omitting translations of non-consolidated financial statements including notes, and companies omitting portions of the business report. These may be companies that have decided to translate the particulars and reference documents instead of a full translation, but have subsequently added certain content after judging that the content of their disclosure was not sufficient.

**Table 4 Number of companies by scope of English translation**

|   | Number of companies<br>(% of 272 companies with English translations) |         |
|---|---|---------|
| 1) Full translation                             | 120   | (44.1%) |
| 2) Full translation except the auditor’s report | 13  | (4.8%)  |
| 3) Particulars and reference documents          | 95  | (34.9%) |
| 4) Particulars only                             | 4   | (1.5%)  |
| 5) Other  | 40  | (14.7%) |

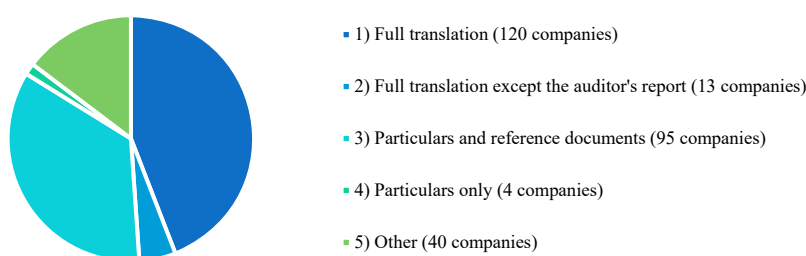


Figure 2 Rate of English translation of proxy statements by scope of translation

### Maps and instructions regarding the exercise of voting rights

Japanese versions of proxy statements usually have a map at the end that shows the vicinity of the meeting venue, but only 8.3% of companies with English translations have maps in English versions of proxy statements. Furthermore, four of these companies have written descriptions of routes from the closest station instead of maps in English versions, but we have included them under “with translation” (table 5).

Japanese versions sometimes have a page with an explanation of how to exercise voting rights in writing and online. Of companies with English translations, 79.8% translated these pages. Furthermore, we have only included companies that include these instructions as a separate page, and have not included those where the explanation is a few lines in the particulars (table 5).

Table 5 Translation of maps and instructions regarding the exercise of voting rights

|   | Number of companies<br>(% of 272 companies with English translations) |         |
|---|---|---------|
| With translation of map   | 16  | (8.3%)  |
| With translation of page for instructions regarding the exercise of voting rights | 130   | (47.8%) |

## 3. Notices of resolutions

### Rate of English translation

Out of 399 JPX-Nikkei 400 constituents, 186 companies translate their notices of resolutions, or 46.6%, which is lower than the proportion of companies that translate their proxy statements (table 6, figure 3).


Furthermore, instead of translating this information as a notice of resolutions, an increasing number of companies (21 at the time of this research) are posting this information online as reports of general meetings on the general meeting of shareholders section of their investor relations websites, but as the content is virtually the same as a notice of resolutions except for the method of payment of dividends, etc., we have counted such companies as translating their notices of resolutions.

The proportion of companies translating notices of resolutions is higher for companies with a higher proportion of foreign shareholders, with 1) 30.0% of companies with up to 10% foreign shareholders, 2) 24.5% of companies with 10-20% foreign shareholders, 3) 37.1% of companies with 20-30% foreign shareholders, and 4) 66.7% of companies with more than 30% foreign shareholders translating notices of resolutions (table 7).

In terms of industries, 1) 51.8% of manufacturing companies, 2) 39.3% of service companies, and 3) 51.2% of financial companies translate their notices of resolutions (table 8).

**Table 6** Number of companies creating English translations of their notices of resolutions

|                  | Number of companies |         |
|------------------|---------------------|---------|
| With translation | 186                 | (46.6%) |
| No translation   | 213                 | (53.4%) |



**Figure 3** Rate of English translation of notices of resolutions

**Table 7** Rate of English translation of notices of resolutions by proportion of foreign shareholders

| Proportion of foreign shareholders | Number of companies with translations |         |
|------------------------------------|---------------------------------------|---------|
| 1) Up to 10% (10 companies)        | 3                                     | (30.0%) |
| 2) 10-20% (94 companies)           | 23                                    | (24.5%) |
| 3) 20-30% (124 companies)          | 46                                    | (37.1%) |
| 4) More than 30% (171 companies)   | 114                                   | (66.7%) |
| Total                              | 186                                   | (46.6%) |

**Table 8** English translation of notices of resolutions by industry

| Industry                         | Number of companies with translations |         |
|----------------------------------|---------------------------------------|---------|
| 1) Manufacturing (193 companies) | 100                                   | (51.8%) |
| 2) Service (163 companies)       | 64                                    | (39.3%) |
| 3) Financial (43 companies)      | 22                                    | (51.2%) |
| Total                            | 186                                   | (46.6%) |

#### 4. Results of the exercise of voting rights (extraordinary reports)

##### Rate of English translation

Out of 399 JPX-Nikkei 400 constituents, 50 companies translate extraordinary reports regarding the results of the exercise of voting rights, or 12.5%, which is lower than the proportion of companies that translate their notices of resolutions (table 9, figure 4).

Instead of translating this information as an extraordinary report, one company presented this information as a table on the general meeting of shareholders section of their investor relations website showing the approval rate and results of resolutions for each proposal (Benesse Holdings, Inc.). We have counted this company as translating the results of the exercise of voting rights (extraordinary report).

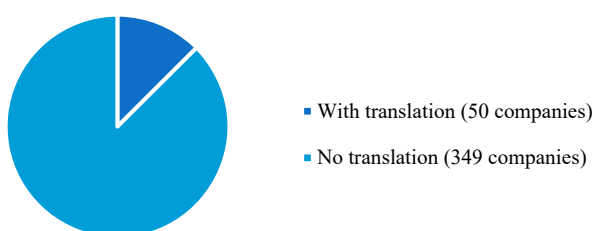
Although the proportion of companies translating the results of the exercise of voting rights is low overall,

it is higher for companies with a proportion of foreign shareholders of exceeding 20%, with 1) 0.0% of companies with up to 10% foreign shareholders, 2) 5.3% of companies with 10-20% foreign shareholders, 3) 14.5% of companies with 20-30% foreign shareholders, and 4) 15.8% of companies with more than 30% foreign shareholders (table 10).

In terms of industries, 1) 11.9% of manufacturing companies, 2) 11.0% of service companies, and 3) 20.9% of financial companies translate the results of the exercise of voting rights. The proportion of companies in the financial industry providing translations is higher than that of other industries (table 11).

**Table 9** Number of companies creating English translations of the results of the exercise of voting rights (extraordinary reports)

|                  | Number of companies |         |
|------------------|---------------------|---------|
| With translation | 50                  | (12.5%) |
| No translation   | 349                 | (87.5%) |



**Figure 4** Rate of English translation of results of exercise of voting rights (extraordinary reports)

**Table 10** Rate of English translation of results of exercise of voting rights (extraordinary reports) by proportion of foreign shareholders

| Proportion of foreign shareholders | Number of companies with translations |         |
|------------------------------------|---------------------------------------|---------|
| 1) Up to 10% (10 companies)        | 0                                     | (0.0%)  |
| 2) 10-20% (94 companies)           | 5                                     | (5.3%)  |
| 3) 20-30% (124 companies)          | 18                                    | (14.5%) |
| 4) More than 30% (171 companies)   | 27                                    | (15.8%) |
| Total                              | 50                                    | (12.5%) |

**Table 11** English translation of results of exercise of voting rights (extraordinary reports) by industry

| Industry                         | Number of companies with translations |         |
|----------------------------------|---------------------------------------|---------|
| 1) Manufacturing (193 companies) | 23                                    | (11.9%) |
| 2) Service (163 companies)       | 18                                    | (11.0%) |
| 3) Financial (43 companies)      | 9                                     | (20.9%) |
| Total                            | 50                                    | (12.5%) |

## 5. Financial results (*kessan tanshin*)

### Rate of English translation

Out of 399 JPX-Nikkei 400 constituents, 323 companies translate their financial results (*kessan tanshin*), or 81.0%, which is the highest proportion among the different types of disclosure document (table 12, figure 5).

The Tokyo Stock Exchange has been providing a “Company Announcements Distribution Service in English” since 2011, and its usage is increasing, but we have not counted use of this service as having a translation of financial results because English-language versions created with this service are presented as a list of numbers, etc. from the summary information, and are more difficult to read than the original summary information.

The proportion of companies translating financial results is higher for companies with a higher proportion of foreign shareholders, with 1) 60.0% of companies with up to 10% foreign shareholders, 2) 67.0% of companies with 10-20% foreign shareholders, 3) 80.7% of companies with 20-30% foreign shareholders, and 4) 90.1% of companies with more than 30% foreign shareholders translating financial results (table 13).

In terms of industries, 1) 85.5% of manufacturing companies, 2) 76.1% of service companies, and 3) 79.1% of financial companies translate their financial results. The proportion of companies in the manufacturing industry providing translations is higher than that of other industries (table 14).

Table 12 Number of companies creating English translations of financial results

|                  | Number of companies |         |
|------------------|---------------------|---------|
| With translation | 323                 | (81.0%) |
| No translation   | 76                  | (19.0%) |

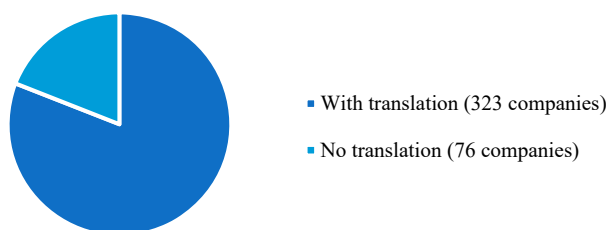


Figure 5 Rate of English translation of financial results

Table 13 Rate of English translation of financial results by proportion of foreign shareholders

| Proportion of foreign shareholders | Number of companies with translations |         |
|------------------------------------|---------------------------------------|---------|
| 1) Up to 10% (10 companies)        | 6                                     | (60.0%) |
| 2) 10-20% (94 companies)           | 63                                    | (67.0%) |
| 3) 20-30% (124 companies)          | 100                                   | (80.7%) |
| 4) More than 30% (171 companies)   | 154                                   | (90.1%) |
| Total                              | 323                                   | (81.0%) |

Table 14 English translations of financial results by industry

| Industry                         | Number of companies with translations |         |
|----------------------------------|---------------------------------------|---------|
| 1) Manufacturing (193 companies) | 165                                   | (85.5%) |
| 2) Service (163 companies)       | 124                                   | (76.1%) |
| 3) Financial (43 companies)      | 34                                    | (79.1%) |
| Total                            | 323                                   | (81.0%) |

**Frequency of translation**

We researched the frequency of translation of financial results based on three categories: 1) quarterly, 2) year-end and first half, and 3) year-end only (table 15, figure 6). Of 323 companies providing English translations, almost all do so on a quarterly basis (318 companies, or 98.5%).

Table 15 Frequency of translation of financial results

|                            | Number of companies<br>(% of 323 companies with English translations) |         |
|----------------------------|---|---------|
| 1) Quarterly               | 318   | (98.5%) |
| 2) Year-end and first half | 3   | (0.9%)  |
| 3) Year-end only           | 2   | (0.6%)  |

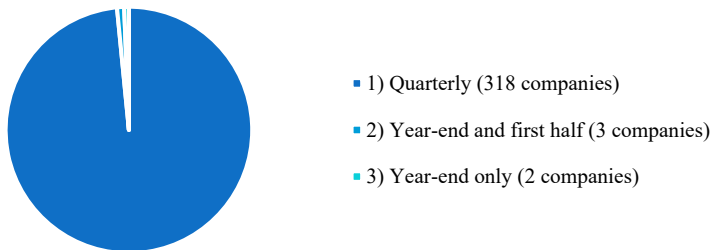


Figure 6 Frequency of translation of financial results

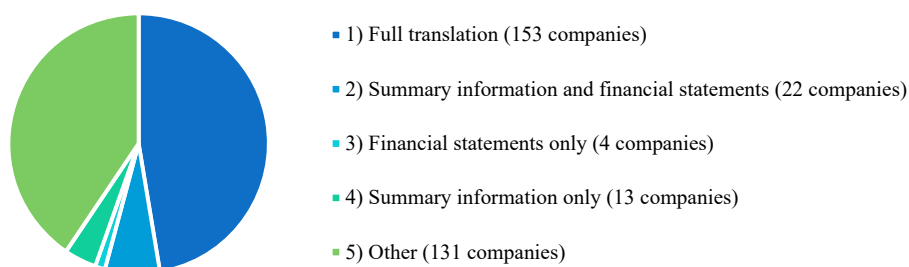


### Scope of English translation

We researched the scope of English translation of financial results based on five categories: 1) full translation, 2) summary information and financial statements, 3) financial statements only, 4) summary information only, and 5) other (table 16, figure 7). Of the 323 companies providing translations, about half (153; 47.5%) provide a full translation. Some companies provide translations of summary information and financial statements, financial statements only, or summary information only, although the proportion of companies was less than 10% for each of these categories. Many companies (131; 40.6%) are classed as “other,” but classification is difficult owing to companies’ flexible approach to translation, such as companies that only omit qualitative information, and companies that omit the notes to financial statements but not segment information. There are also many companies that provide a different scope of translation for year-end and quarterly financial results, such as companies that provide a full translation at year-end, but only a partial translation for quarterly releases.

**Table 16** Scope of English translation of financial results

|   | Number of companies<br>(% of 323 companies with<br>English translations) |         |
|---|--|---------|
| 1) Full translation                             | 153  | (47.4%) |
| 2) Summary information and financial statements | 22   | (6.8%)  |
| 3) Financial statements only                    | 4  | (1.2%)  |
| 4) Summary information only                     | 13   | (4.0%)  |
| 5) Other  | 131  | (40.6%) |



**Figure 7** Scope of English translation of financial results

## 6. Presentation materials for earnings briefings

### Rate of English translation

Out of 399 JPX-Nikkei 400 constituents, 312 companies translate presentation materials for earnings briefings, or 78.2%, which is the second highest proportion among the different types of disclosure document after financial results (table 17, figure 8).

The proportion of companies translating presentation materials is higher for companies with a higher proportion of foreign shareholders, with 1) 70.0% of companies with up to 10% foreign shareholders, 2) 74.5% of companies with 10-20% foreign shareholders, 3) 74.2% of companies with 20-30% foreign shareholders, and 4) 83.6% of companies with more than 30% foreign shareholders translating presentation materials (table 18).

In terms of industries, 1) 79.8% of manufacturing companies, 2) 74.9% of service companies, and 3) 83.7% of financial companies translate presentation materials. The proportion of financial companies translating these materials is relatively high (table 19).

Table 17 Number of companies creating English translations of earnings briefing presentation materials

|                  | Number of companies |         |
|------------------|---------------------|---------|
| With translation | 312                 | (78.2%) |
| No translation   | 87                  | (21.8%) |




Figure 8 Rate of English translation of earnings briefing presentation materials

Table 18 Rate of English translation of earnings briefing presentation materials by proportion of foreign shareholders

| Proportion of foreign shareholders | Number of companies with translations |         |
|------------------------------------|---------------------------------------|---------|
| 1) Up to 10% (10 companies)        | 7                                     | (70.0%) |
| 2) 10-20% (94 companies)           | 70                                    | (74.5%) |
| 3) 20-30% (124 companies)          | 92                                    | (74.2%) |
| 4) More than 30% (171 companies)   | 143                                   | (83.6%) |
| Total                              | 312                                   | (78.2%) |

Table 19 English translations of earnings briefing presentation materials by industry

| Industry                         | Number of companies with translations |         |
|----------------------------------|---------------------------------------|---------|
| 1) Manufacturing (193 companies) | 154                                   | (79.8%) |
| 2) Service (163 companies)       | 122                                   | (74.9%) |
| 3) Financial (43 companies)      | 36                                    | (83.7%) |
| Total                            | 312                                   | (78.2%) |

### Frequency of translation

We researched the frequency of translation of presentation materials for earnings briefings based on three categories, 1) quarterly, 2) year-end and first half, and 3) year-end only. Of 312 companies providing English translations, 213 (68.3%) do so on a quarterly basis (table 20). Additionally, 92 companies provide Japanese-language presentation materials twice yearly, at year-end and the end of the first half, and of these 89 companies provide English translations twice yearly, while only three companies provide translations only at year-end.

Table 20 Frequency of translation of earnings briefing presentation materials

|                            | Number of companies<br>(% of 312 companies with English translations) |         |
|----------------------------|---|---------|
| 1) Quarterly               | 213   | (68.3%) |
| 2) Year-end and first half | 92  | (29.5%) |
| 3) Year-end only           | 7   | (2.2%)  |

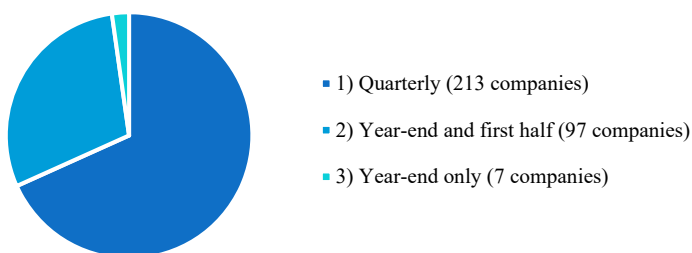


Figure 9 Frequency of translation of earnings briefing presentation materials

## 7. Duplication of information between documents and scope of disclosure

There is some duplication of content between the business report and financial statements in proxy statements for annual general meetings and financial results (*kessan tanshin*), so some companies translate the financial results, which are disclosed sooner and are focused on more by investors, and omit the business report and financial statements. In fact, SEC regulations require foreign companies listed in the US to translate information provided to shareholders into English and file it with EDGAR, but some Japanese companies listed in the US omit the translation of the business report, perhaps because the information is the same as that in financial results, etc. Of the 95 companies that only translate the particulars and reference documents for proxy statements, 79 (83.2%) translate their financial results, and some of these may consider the translation of financial results as a replacement for the translation of the business report and financial statements.

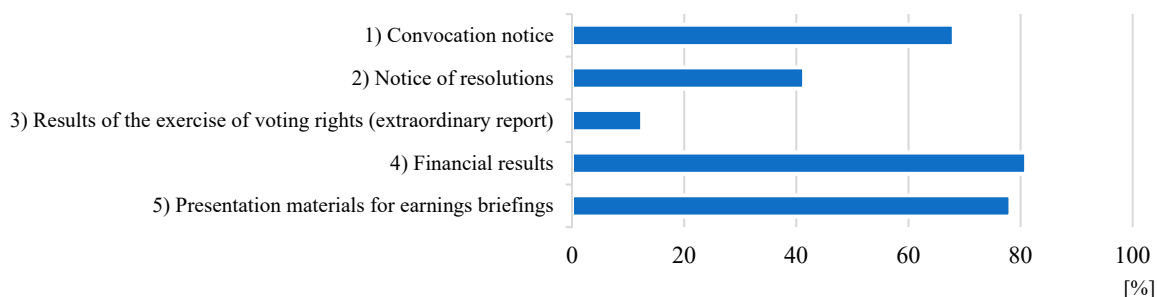
Still, translating financial results does not cover all the important information in the business report and financial statements because the business report contains important information that is not usually included in financial results, such as information on officers, shareholders, subsidiaries, borrowing, and shares, and the notes to financial statements in financial results often have less information than notes to financial statements covered by the Companies Act. In recent years, companies have also been reducing the information in financial results in order to meet the demand for early disclosure, creating a more significant difference in the information contained in the financial results and the business report and financial statements. As a result, companies must check every year that there are no changes in the scope of information covered by translations of proxy statements and financial results.

## 8. English translation of each type of document

If we arrange the five types of disclosure document in order of the proportion of companies translating them into English, the order would be as follows: 1) financial results (*kessan tanshin*), 81.0%; 2) earnings briefing presentation materials, 78.2%; 3) proxy statements, 68.1%; 4) notices of resolutions, 41.4%; and 5) results of the exercise of voting rights (extraordinary reports), 12.5% (table 21, figure 10). Companies may be prioritizing the translation of information related to operating results that is contained in financial results and earnings briefing presentation materials.

**Table 21 English translation by type of disclosure document**

|  | With translation |         |
|--|------------------|---------|
| 1) Proxy statement   | 272              | (68.1%) |
| 2) Notice of resolutions   | 165              | (41.4%) |
| 3) Results of the exercise of voting rights (extraordinary report) | 50               | (12.5%) |
| 4) Financial results   | 323              | (81.0%) |
| 5) Presentation materials for earnings briefings                   | 312              | (78.2%) |



**Figure 10 Rate of English translation by type of disclosure document**

If we compare the English translation of different types of disclosure document by the proportion of foreign shareholders, we see that the difference in the rate of translation of financial results is 30.1pp between companies with the lowest and highest proportion of foreign shareholders, whereas the difference in the rate of translation of proxy statements is 46.6pp between companies with the lowest and highest proportion of foreign shareholders. It appears the translation of proxy statements is significantly affected by the proportion of foreign shareholders. Companies may not be overly mindful of the proportion of foreign shareholders when translating financial results because their aim is to provide materials to aid the foreign investment community as a whole in decisions related to investments in their companies, including investors that may become shareholders in future, whereas for proxy statements, the risk of rejection of a proposal is low for companies with a low proportion of foreign shareholders, so the value of translation is low (in terms of its effectiveness relative to cost). On the other hand, investors, particularly those making long-term investment decisions, generally value corporate governance information in addition to information on operating results. As a result, even some companies with a low proportion of foreign shareholders have identified the importance of providing information on general meetings of shareholders in English, and even for companies with a proportion of foreign shareholders of 10% or less, almost half provide translations of proxy statements (table 22).

**Table 22 English translation by proportion of foreign shareholders**

| Proportion of foreign shareholders | Proxy statement | Notice of resolutions | Results of the exercise of voting rights (extraordinary report) | Financial results | Earnings briefing presentation materials |
|------------------------------------|-----------------|-----------------------|---|-------------------|--|
| 1) Up to 10% (10 companies)        | 4 (40.0%)       | 3 (30.0%)             | 0 (0.0%)  | 6 (60.0%)         | 7 (70.0%)                                |
| 2) 10-20% (94 companies)           | 42 (44.7%)      | 23 (24.5%)            | 5 (5.3%)  | 63 (67.0%)        | 70 (74.5%)                               |
| 3) 20-30% (124 companies)          | 78 (62.9%)      | 46 (37.1%)            | 18 (14.5%)  | 100 (80.7%)       | 92 (74.2%)                               |
| 4) More than 30% (171 companies)   | 148 (86.6%)     | 114 (66.7%)           | 27 (15.8%)  | 154 (90.1%)       | 143 (83.6%)                              |
| Total                              | 272 (68.2%)     | 186 (46.6%)           | 50 (12.5%)  | 323 (81.0%)       | 312 (78.2%)                              |

If we compare the English of different types of disclosure document by the three types of industry classification (manufacturing, service, and financial), we see that the proportion of companies in the manufacturing industry providing translations is relatively high compared with the service industry. This may be because many Japanese manufacturing companies operate business overseas and there is little resistance to English-language disclosure, whereas many companies in the service industry only operate domestic businesses, and there is no department or manager responsible for English-language disclosure, meaning there tend to be greater barriers to English-language disclosure (table 23).

**Table 23 English translation by industry**

| Industry                         | Proxy statement | Notice of resolutions | Results of the exercise of voting rights (extraordinary report) | Financial results | Earnings briefing presentation materials |
|----------------------------------|-----------------|-----------------------|---|-------------------|--|
| 1) Manufacturing (193 companies) | 146 (75.7%)     | 100 (51.8%)           | 23 (11.9%)  | 165 (85.5%)       | 154 (79.8%)                              |
| 2) Service (163 companies)       | 96 (58.9%)      | 64 (39.3%)            | 18 (11.0%)  | 124 (76.1%)       | 122 (74.9%)                              |
| 3) Finance (43 companies)        | 30 (69.8%)      | 22 (51.2%)            | 9 (20.9%)   | 34 (79.1%)        | 36 (83.7%)                               |
| Total                            | 272 (68.2%)     | 186 (46.6%)           | 50 (12.5%)  | 323 (81.0%)       | 312 (78.2%)                              |

## International Disclosure Services Corporation

International Disclosure Services Corporation specializes in supporting the disclosure of information for investors overseas, providing disclosure document translation services, research, and consulting services related to English-language disclosure. Inquiries related to this report and our services may be submitted through our website.

International Disclosure Services Corporation  
FORECAST SHINJUKU AVENUE 6F  
2-5-12 Shinjuku, Shinjuku-ku, Tokyo 160-0022, Japan  
Tel: +81-3-5363-5223  
<https://www.ids-corp.co.jp/>

| Company                                      | Ticker | Industry                 | Foreign shareholders (%) | Convocation notice |  |     |                     | Resolutions       |                      | Financial results |               |  | Earnings briefing presentation               |     |                         |                         |
|--|--------|--------------------------|--------------------------|--------------------|--|-----|---------------------|-------------------|----------------------|-------------------|---------------|--|--|-----|-------------------------|-------------------------|
|  |        |                          |                          | Y/N                | Scope                                    | Map | Instructions on the | Notice of meeting | Extraordinary report | Y/N               | Frequency     | Scope (Year-end)                             | Scope (Quarterly)                            | Y/N | Frequency (English)     | Frequency (Japanese)    |
| INPEX CORPORATION                            | 1605   | Mining                   | 45.7                     | ○                  | Full translation                         | ×   | ○                   | ○                 | ×                    | ○                 | Quarterly     | Full translation                             | Full translation                             | ○   | Year-end and first half | Year-end and first half |
| HAZAMA ANDO CORPORATION                      | 1719   | Construction             | 22.1                     | ×                  |  |     |                     | ×                 | ×                    | ×                 |               |  |  | ×   |                         |                         |
| COMSYS Holdings Corporation                  | 1721   | Construction             | 22.5                     | ×                  |  |     |                     | ×                 | ×                    | ○                 | Quarterly     | Other  | Full translation                             | ○   | Year-end and first half | Year-end and first half |
| MISAWA HOMES CO.,LTD.                        | 1722   | Construction             | 18.1                     | ×                  |  |     |                     | ×                 | ×                    | ×                 |               |  |  | ○   | Year-end and first half | Year-end and first half |
| TAISEI CORPORATION                           | 1801   | Construction             | 30.5                     | ○                  | Full translation except auditor's report | ×   | ○                   | ○                 | ×                    | ○                 | Quarterly     | Other  | Other  | ○   | Year-end and first half | Year-end and first half |
| HASEKO Corporation                           | 1808   | Construction             | 44.4                     | ○                  | Particulars and reference documents      | ×   | ○                   | ○                 | ×                    | ×                 |               |  |  | ○   | Quarterly               | Quarterly               |
| KAJIMA CORPORATION                           | 1812   | Construction             | 25.1                     | ○                  | Particulars and reference documents      | ×   | ○                   | ○                 | ×                    | ○                 | Quarterly     | Other  | Other  | ○   | Quarterly               | Quarterly               |
| DAITO TRUST CONSTRUCTION CO.,LTD.            | 1878   | Construction             | 56.2                     | ○                  | Other                                    | ×   | ×                   | ○                 | ×                    | ○                 | Quarterly     | Other  | Other  | ○   | Quarterly               | Quarterly               |
| NIPPO CORPORATION                            | 1881   | Construction             | 19.2                     | ×                  |  |     |                     | ×                 | ×                    | ×                 |               |  |  | ×   |                         |                         |
| Sumitomo Forestry Co.,Ltd.                   | 1911   | Construction             | 27.0                     | ○                  | Other                                    | ×   | ○                   | ○                 | ○                    | ○                 | Quarterly     | Full translation                             | Full translation                             | ○   | Quarterly               | Quarterly               |
| DAIWA HOUSE INDUSTRY CO.,LTD.                | 1925   | Construction             | 37.5                     | ○                  | Particulars and reference documents      | ×   | ○                   | ×                 | ×                    | ○                 | Quarterly     | Other  | Full translation                             | ○   | Quarterly               | Quarterly               |
| Sekisui House,Ltd.                           | 1928   | Construction             | 32.0                     | ○                  | Full translation                         | ×   | ○                   | ○                 | ×                    | ○                 | Quarterly     | Full translation                             | Full translation                             | ○   | Quarterly               | Quarterly               |
| KYOWA EXEO CORPORATION                       | 1951   | Construction             | 27.4                     | ○                  | Particulars and reference documents      | ×   | ×                   | ×                 | ×                    | ×                 |               |  |  | ○   | Year-end and first half | Year-end and first half |
| JGC CORPORATION                              | 1963   | Construction             | 37.3                     | ○                  | Particulars and reference documents      | ×   | ×                   | ○                 | ○                    | ○                 | Quarterly     | Other  | Other  | ○   | Quarterly               | Quarterly               |
| TOSHIBA PLANT SYSTEMS & SERVICES CORPORATION | 1983   | Construction             | 17.6                     | ×                  |  |     |                     | ×                 | ×                    | ○                 | Quarterly     | Summary information and financial statements | Summary information and financial statements | ○   | Year-end and first half | Year-end and first half |
| NISSHIN SEIFUN GROUP INC.                    | 2002   | Foods                    | 16.5                     | ○                  | Full translation except auditor's report | ×   | —                   | ×                 | ×                    | ○                 | Quarterly     | Full translation                             | Full translation                             | ×   |                         |                         |
| Accordia Golf Co., Ltd.                      | 2131   | Services                 | 11.3                     | ○                  | Particulars and reference documents      | ×   | ○                   | ○                 | ×                    | ○                 | Quarterly     | Other  | Full translation                             | ○   | Quarterly               | Quarterly               |
| PERSOL HOLDINGS CO.,LTD.                     | 2181   | Services                 | 27.3                     | ○                  | Particulars and reference documents      | ×   | ×                   | ×                 | ×                    | ○                 | Quarterly     | Other  | Other  | ○   | Year-end and first half | Year-end and first half |
| CALBEE,Inc.                                  | 2229   | Foods                    | 44.7                     | ×                  |  |     |                     | ×                 | ×                    | ○                 | Quarterly     | Full translation                             | Full translation                             | ○   | Quarterly               | Quarterly               |
| YAKULT HONSHA CO.,LTD.                       | 2267   | Foods                    | 29.7                     | ○                  | Particulars and reference documents      | ×   | ×                   | ×                 | ×                    | ×                 |               |  |  | ×   |                         |                         |
| Meiji Holdings Co.,Ltd.                      | 2269   | Foods                    | 23.2                     | ○                  | Particulars and reference documents      | ×   | ○                   | ×                 | ×                    | ○                 | Quarterly     | Full translation                             | Full translation                             | ○   | Year-end and first half | Year-end and first half |
| NH Foods Ltd.                                | 2282   | Foods                    | 32.7                     | ○                  | Full translation                         | ×   | ×                   | ○                 | ×                    | ○                 | Quarterly     | Other  | Other  | ○   | Quarterly               | Quarterly               |
| Kakaku.com,Inc.                              | 2371   | Services                 | 40.6                     | ×                  |  |     |                     | ×                 | ×                    | ○                 | Quarterly     | Summary information only                     | Summary information only                     | ○   | Quarterly               | Quarterly               |
| M3,Inc.                                      | 2413   | Services                 | 35.4                     | ×                  |  |     |                     | ×                 | ×                    | ○                 | Quarterly     | Other  | Other  | ○   | Quarterly               | Quarterly               |
| DeNa Co.,Ltd.                                | 2432   | Services                 | 30.9                     | ○                  | Particulars and reference documents      | ×   | ×                   | ○                 | ×                    | ○                 | Quarterly     | Full translation                             | Full translation                             | ○   | Quarterly               | Quarterly               |
| HAKUHODO DY HOLDINGS INCORPORATED            | 2433   | Services                 | 16.5                     | ○                  | Particulars and reference documents      | ×   | ×                   | ×                 | ×                    | ○                 | Quarterly     | Other  | Other  | ○   | Quarterly               | Quarterly               |
| Asahi Group Holdings,Ltd.                    | 2502   | Foods                    | 28.7                     | ○                  | Full translation                         | ×   | ○                   | ○                 | ×                    | ○                 | Quarterly     | Other  | Other  | ○   | Year-end and first half | Year-end and first half |
| Kirin Holdings Company,Limited               | 2503   | Foods                    | 29.1                     | ○                  | Full translation                         | ×   | ×                   | ○                 | ×                    | ○                 | Quarterly     | Full translation                             | Full translation                             | ○   | Quarterly               | Quarterly               |
| ITO EN,LTD.                                  | 2593   | Foods                    | 14.4                     | ×                  |  |     |                     | ×                 | ×                    | ○                 | Quarterly     | Full translation                             | Full translation                             | ○   | Quarterly               | Quarterly               |
| Lawson,Inc.                                  | 2651   | Retail Trade             | 33.3                     | ○                  | Full translation                         | ×   | ×                   | ×                 | ×                    | ○                 | Quarterly     | Full translation                             | Full translation                             | ○   | Year-end and first half | Year-end and first half |
| ABC-MART,INC.                                | 2670   | Retail Trade             | 19.7                     | ×                  |  |     |                     | ×                 | ×                    | ○                 | Quarterly     | Summary information and financial statements | Summary information and financial statements | ×   |                         |                         |
| GEO HOLDINGS CORPORATION                     | 2681   | Retail Trade             | 19.5                     | ×                  |  |     |                     | ×                 | ×                    | ○                 | Quarterly     | Full translation                             | Full translation                             | ○   | Quarterly               | Quarterly               |
| McDonald's Holdings Company (Japan), Ltd.    | 2702   | Retail Trade             | 55.5                     | ×                  |  |     |                     | ×                 | ×                    | ○                 | Quarterly     | Full translation                             | Full translation                             | ×   |                         |                         |
| PAL GROUP Holdings CO.,LTD                   | 2726   | Retail Trade             | 24.0                     | ×                  |  |     |                     | ×                 | ×                    | ○                 | Quarterly     | Other  | Full translation                             | ×   |                         |                         |
| Sejitz Corporation                           | 2768   | Wholesale Trade          | 30.8                     | ○                  | Full translation                         | ○   | ○                   | ○                 | ○                    | ○                 | Quarterly     | Other  | Other  | ○   | Quarterly               | Quarterly               |
| Seria Co., Ltd.                              | 2782   | Retail Trade             | 23.3                     | ×                  |  |     |                     | ×                 | ×                    | ×                 |               |  |  | ×   |                         |                         |
| Alfresa Holdings Corporation                 | 2784   | Wholesale Trade          | 30.6                     | ×                  |  |     |                     | ×                 | ×                    | ○                 | Quarterly     | Other  | Full translation                             | ○   | Year-end and first half | Year-end and first half |
| KIKKOMAN CORPORATION                         | 2801   | Foods                    | 15.9                     | ○                  | Other                                    | ×   | ×                   | ×                 | ×                    | ○                 | Quarterly     | Other  | Full translation                             | ○   | Year-end and first half | Year-end and first half |
| Ajinomoto Co.,Inc.                           | 2802   | Foods                    | 29.5                     | ○                  | Full translation                         | ×   | ×                   | ×                 | ×                    | ○                 | Quarterly     | Full translation                             | Full translation                             | ○   | Year-end and first half | Year-end and first half |
| Kewpie Corporation                           | 2809   | Foods                    | 13.4                     | ○                  | Particulars and reference documents      | ×   | ○                   | ○                 | ×                    | ○                 | Quarterly     | Other  | Other  | ○   | Year-end and first half | Year-end and first half |
| NICHIREI CORPORATION                         | 2871   | Foods                    | 18.4                     | ×                  |  |     |                     | ×                 | ×                    | ○                 | Quarterly     | Other  | Other  | ○   | Quarterly               | Quarterly               |
| TOYO SUISAN KAISHA,LTD.                      | 2875   | Foods                    | 46.4                     | ○                  | Particulars and reference documents      | ×   | —                   | ×                 | ×                    | ○                 | Quarterly     | Other  | Full translation                             | ×   |                         |                         |
| NISSIN FOODS HOLDINGS CO.,LTD.               | 2897   | Foods                    | 18.8                     | ○                  | Other                                    | ×   | ×                   | ○                 | ×                    | ○                 | Quarterly     | Other  | Other  | ○   | Year-end and first half | Year-end and first half |
| JAPAN TOBACCO INC.                           | 2914   | Foods                    | 35.0                     | ○                  | Full translation                         | ×   | ○                   | ×                 | ×                    | ○                 | Quarterly     | Full translation                             | Other  | ○   | Quarterly               | Quarterly               |
| Hulic Co.,Ltd.                               | 3003   | Real Estate              | 12.7                     | ×                  |  |     |                     | ×                 | ×                    | ○                 | Quarterly     | Full translation                             | Full translation                             | ○   | Quarterly               | Quarterly               |
| MonotaRO Co.,Ltd.                            | 3064   | Retail Trade             | 80.0                     | ×                  |  |     |                     | ×                 | ×                    | ○                 | Quarterly     | Other  | Other  | ○   | Quarterly               | Quarterly               |
| J.FRONT RETAILING Co.,Ltd.                   | 3086   | Retail Trade             | 19.3                     | ○                  | Full translation                         | ×   | ○                   | ×                 | ×                    | ○                 | Quarterly     | Other  | Full translation                             | ○   | Year-end and first half | Year-end and first half |
| Matsumotokiyoshi Holdings Co.,Ltd.           | 3088   | Retail Trade             | 39.1                     | ×                  |  |     |                     | ×                 | ×                    | ×                 |               |  |  | ×   |                         |                         |
| START TODAY CO.,LTD.                         | 3092   | Retail Trade             | 36.2                     | ○                  | Full translation except auditor's report | ×   | —                   | ○                 | ×                    | ×                 |               |  |  | ○   | Quarterly               | Quarterly               |
| Isetan Mitsukoshi Holdings Ltd.              | 3099   | Retail Trade             | 24.5                     | ○                  | Full translation                         | ×   | ○                   | ×                 | ×                    | ○                 | Quarterly     | Other  | Other  | ○   | Year-end and first half | Year-end and first half |
| TOYOTA BOSHOKU CORPORATION                   | 3116   | Transportation Equipment | 10.3                     | ○                  | Particulars and reference documents      | ×   | ×                   | ×                 | ×                    | ○                 | Year-end only | Financial statements only                    |  | ○   | Year-end and first half | Year-end and first half |
| WELCIA HOLDINGS CO.,LTD.                     | 3141   | Retail Trade             | 11.8                     | ×                  |  |     |                     | ×                 | ×                    | ×                 |               |  |  | ○   | Quarterly               | Quarterly               |
| Nomura Real Estate Holdings,Inc.             | 3231   | Real Estate              | 34.2                     | ○                  | Other                                    | ×   | ×                   | ○                 | ×                    | ○                 | Quarterly     | Full translation                             | Full translation                             | ○   | Quarterly               | Quarterly               |

| Company  | Ticker | Industry                             | Foreign shareholders (%) | Convocation notice |  |     |                             | Resolutions       |                      | Financial results |           |  | Earnings briefing presentation               |     |                         |                         |
|--|--------|--------------------------------------|--------------------------|--------------------|--|-----|-----------------------------|-------------------|----------------------|-------------------|-----------|--|--|-----|-------------------------|-------------------------|
|  |        |                                      |                          | Y/N                | Scope                                    | Map | Instructions on the website | Notice of meeting | Extraordinary report | Y/N               | Frequency | Scope (Year-end)                             | Scope (Quarterly)                            | Y/N | Frequency (English)     | Frequency (Japanese)    |
| Tokyu Fudosan Holdings Corporation               | 3289   | Real Estate                          | 28.0                     | ○                  | Particulars and reference documents      | ×   | ×                           | ○                 | ○                    | ○                 | Quarterly | Other  | Other  | ○   | Quarterly               | Quarterly               |
| Iida Group Holdings Co.,Ltd.                     | 3291   | Real Estate                          | 25.1                     | ×                  |  |     |                             | ×                 | ×                    | ○                 | Quarterly | Summary information and financial statements | Summary information and financial statements | ○   | Quarterly               | Quarterly               |
| COSMOS Pharmaceutical Corporation                | 3349   | Retail Trade                         | 26.6                     | ×                  |  |     |                             | ×                 | ×                    | ×                 |           |  |  | ×   |                         |                         |
| SHIP HEALTHCARE HOLDINGS,INC.                    | 3360   | Wholesale Trade                      | 36.7                     | ×                  |  |     |                             | ×                 | ×                    | ×                 |           |  |  | ×   |                         |                         |
| Seven & I Holdings Co.,Ltd.                      | 3382   | Retail Trade                         | 34.9                     | ○                  | Full translation except auditor's report | ×   | ○                           | ×                 | ×                    | ○                 | Quarterly | Other  | Other  | ○   | Quarterly               | Quarterly               |
| TSURUHA HOLDINGS INC.                            | 3391   | Retail Trade                         | 45.2                     | ○                  | Particulars and reference documents      | ×   | ×                           | ×                 | ×                    | ○                 | Quarterly | Full translation                             | Full translation                             | ×   |                         |                         |
| TORAY INDUSTRIES,INC.                            | 3402   | Textiles and Apparels                | 24.9                     | ○                  | Full translation                         | ×   | ○                           | ○                 | ○                    | ○                 | Quarterly | Other  | Other  | ○   | Quarterly               | Quarterly               |
| KURARAY CO.,LTD.                                 | 3405   | Chemicals                            | 33.6                     | ○                  | Other                                    | ×   | ×                           | ○                 | ×                    | ○                 | Quarterly | Full translation                             | Full translation                             | ○   | Year-end and first half | Year-end and first half |
| ASAHI KASEI CORPORATION                          | 3407   | Chemicals                            | 36.1                     | ○                  | Other                                    | ×   | ×                           | ○                 | ×                    | ○                 | Quarterly | Other  | Other  | ○   | Quarterly               | Quarterly               |
| GREE,Inc.  | 3632   | Information & Communication          | 11.0                     | ×                  |  |     |                             | ×                 | ×                    | ○                 | Quarterly | Other  | Other  | ○   | Quarterly               | Quarterly               |
| T-Gaia Corporation                               | 3738   | Information & Communication          | 10.6                     | ○                  | Particulars only                         | ×   | —                           | ×                 | ×                    | ○                 | Quarterly | Full translation                             | Full translation                             | ○   | Quarterly               | Quarterly               |
| GungHo Online Entertainment,Inc.                 | 3765   | Information & Communication          | 5.1                      | ○                  | Other                                    | ×   | —                           | ○                 | ×                    | ○                 | Quarterly | Full translation                             | Full translation                             | ○   | Quarterly               | Quarterly               |
| Internet Initiative Japan Inc.                   | 3774   | Information & Communication          | 19.9                     | ○                  | Full translation                         | ×   | ×                           | ○                 | ×                    | ○                 | Quarterly | Other  | Other  | ○   | Quarterly               | Quarterly               |
| Oji Holdings Corporation                         | 3861   | Pulp and Paper                       | 20.3                     | ○                  | Full translation                         | ×   | ○                           | ×                 | ×                    | ○                 | Quarterly | Other  | Other  | ○   | Year-end and first half | Year-end and first half |
| Showa Denko K.K.                                 | 4004   | Chemicals                            | 24.3                     | ○                  | Particulars and reference documents      | ×   | ×                           | ×                 | ×                    | ○                 | Quarterly | Other  | Other  | ○   | Quarterly               | Quarterly               |
| Nissan Chemical Industries,Ltd.                  | 4021   | Chemicals                            | 23.6                     | ○                  | Particulars and reference documents      | ×   | ×                           | ×                 | ×                    | ○                 | Quarterly | Full translation                             | Full translation                             | ○   | Quarterly               | Quarterly               |
| TOSOH CORPORATION                                | 4042   | Chemicals                            | 26.1                     | ○                  | Particulars and reference documents      | ×   | ○                           | ○                 | ×                    | ×                 |           |  |  | ×   |                         |                         |
| TOAGOSEI CO.,LTD.                                | 4045   | Chemicals                            | 26.0                     | ×                  |  |     |                             | ×                 | ×                    | ○                 | Quarterly | Summary information only                     | Summary information only                     | ○   | Year-end and first half | Year-end and first half |
| Denka Company Limited                            | 4061   | Chemicals                            | 32.7                     | ○                  | Full translation                         | ×   | ○                           | ×                 | ×                    | ○                 | Quarterly | Summary information only                     | Summary information only                     | ×   |                         |                         |
| Shin-Etsu Chemical Co.,Ltd.                      | 4063   | Chemicals                            | 43.1                     | ○                  | Full translation                         | ×   | —                           | ○                 | ○                    | ○                 | Quarterly | Full translation                             | Full translation                             | ○   | Year-end and first half | Year-end and first half |
| AIR WATER INC.                                   | 4088   | Chemicals                            | 26.1                     | ×                  |  |     |                             | ×                 | ×                    | ○                 | Quarterly | Other  | Other  | ×   |                         |                         |
| TAIYO NIPPON SANZO CORPORATION                   | 4091   | Chemicals                            | 5.9                      | ×                  |  |     |                             | ×                 | ×                    | ○                 | Quarterly | Other  | Other  | ○   | Year-end and first half | Year-end and first half |
| NIHON PARKERIZING CO.,LTD.                       | 4095   | Chemicals                            | 24.5                     | ×                  |  |     |                             | ×                 | ×                    | ○                 | Quarterly | Summary information only                     | Summary information only                     | ×   |                         |                         |
| NIPPON SHOKUBAI CO.,LTD.                         | 4114   | Chemicals                            | 21.0                     | ○                  | Full translation except auditor's report | ×   | ×                           | ○                 | ×                    | ○                 | Quarterly | Full translation                             | Full translation                             | ○   | Year-end and first half | Year-end and first half |
| Kyowa Hakko Kirin Co.,Ltd.                       | 4151   | Pharmaceutical                       | 12.2                     | ○                  | Particulars and reference documents      | ×   | ×                           | ×                 | ×                    | ○                 | Quarterly | Other  | Full translation                             | ○   | Quarterly               | Quarterly               |
| JSR CORPORATION                                  | 4185   | Chemicals                            | 40.0                     | ○                  | Full translation                         | ×   | ○                           | ○                 | ×                    | ○                 | Quarterly | Full translation                             | Summary information and financial statements | ○   | Quarterly               | Quarterly               |
| Mitsubishi Chemical Holdings Corporation         | 4188   | Chemicals                            | 29.1                     | ○                  | Full translation                         | ×   | ○                           | ○                 | ○                    | ○                 | Quarterly | Other  | Other  | ○   | Quarterly               | Quarterly               |
| The Nippon Synthetic Chemical Industry Co., Ltd. | 4201   | Chemicals                            | 15.2                     | ×                  |  |     |                             | ×                 | ×                    | ×                 |           |  |  | ○   | Year-end and first half | Year-end and first half |
| Daicel Corporation                               | 4202   | Chemicals                            | 34.0                     | ×                  |  |     |                             | ×                 | ×                    | ○                 | Quarterly | Other  | Other  | ○   | Quarterly               | Quarterly               |
| Sekisui Chemical Co.,Ltd.                        | 4204   | Chemicals                            | 39.7                     | ○                  | Particulars and reference documents      | ×   | ×                           | ○                 | ×                    | ○                 | Quarterly | Other  | Other  | ○   | Quarterly               | Quarterly               |
| ZEON CORPORATION                                 | 4205   | Chemicals                            | 19.2                     | ○                  | Particulars and reference documents      | ×   | ×                           | ×                 | ×                    | ○                 | Quarterly | Other  | Other  | ○   | Quarterly               | Quarterly               |
| Aica Kogyo Company,Limited                       | 4206   | Chemicals                            | 27.6                     | ×                  |  |     |                             | ×                 | ×                    | ×                 |           |  |  | ×   |                         |                         |
| Ube Industries,Ltd.                              | 4208   | Chemicals                            | 24.9                     | ○                  | Particulars and reference documents      | —   | ○                           | ○                 | ×                    | ○                 | Quarterly | Other  | Other  | ○   | Quarterly               | Quarterly               |
| Hitachi Chemical Company,Ltd.                    | 4217   | Chemicals                            | 25.2                     | ○                  | Particulars and reference documents      | ○   | ○                           | ×                 | ×                    | ○                 | Quarterly | Other  | Other  | ○   | Quarterly               | Quarterly               |
| NIPPON KAYAKU CO.,LTD.                           | 4272   | Chemicals                            | 19.0                     | ○                  | Particulars and reference documents      | ×   | ○                           | ○                 | ×                    | ○                 | Quarterly | Other  | Full translation                             | ○   | Quarterly               | Quarterly               |
| Nomura Research Institute,Ltd.                   | 4307   | Information & Communication Services | 27.5                     | ○                  | Particulars and reference documents      | ×   | ×                           | ×                 | ×                    | ○                 | Quarterly | Other  | Other  | ○   | Quarterly               | Quarterly               |
| DENTSU INC.                                      | 4324   | Services                             | 28.6                     | ○                  | Full translation                         | ×   | ×                           | ×                 | ×                    | ○                 | Quarterly | Full translation                             | Other  | ○   | Quarterly               | Quarterly               |
| Kao Corporation                                  | 4452   | Chemicals                            | 48.3                     | ○                  | Other                                    | ×   | ×                           | ○                 | ×                    | ○                 | Quarterly | Other  | Other  | ○   | Year-end and first half | Year-end and first half |
| Takeda Pharmaceutical Company Limited            | 4502   | Pharmaceutical                       | 32.4                     | ○                  | Full translation                         | ×   | ○                           | ○                 | ○                    | ○                 | Quarterly | Full translation                             | Full translation                             | ○   | Quarterly               | Quarterly               |
| Astellas Pharma Inc.                             | 4503   | Pharmaceutical                       | 52.6                     | ○                  | Full translation                         | ×   | ○                           | ○                 | ×                    | ○                 | Quarterly | Other  | Other  | ○   | Quarterly               | Quarterly               |
| Shionogi & Co.,Ltd.                              | 4507   | Pharmaceutical                       | 37.4                     | ○                  | Full translation                         | ×   | ○                           | ○                 | ×                    | ○                 | Quarterly | Full translation                             | Full translation                             | ○   | Quarterly               | Quarterly               |
| Mitsubishi Tanabe Pharma Corporation             | 4508   | Pharmaceutical                       | 17.9                     | ○                  | Other                                    | ×   | ×                           | ○                 | ○                    | ○                 | Quarterly | Full translation                             | Full translation                             | ○   | Quarterly               | Quarterly               |
| CHUGAI PHARMACEUTICAL CO.,LTD.                   | 4519   | Pharmaceutical                       | 75.4                     | ○                  | Full translation                         | ×   | ×                           | ○                 | ○                    | ○                 | Quarterly | Full translation                             | Full translation                             | ○   | Quarterly               | Quarterly               |
| KAKEN PHARMACEUTICAL CO.,LTD.                    | 4521   | Pharmaceutical                       | 23.8                     | ○                  | Particulars and reference documents      | ×   | —                           | ×                 | ×                    | ○                 | Quarterly | Summary information and financial statements | Summary information and financial statements | ×   |                         |                         |
| Eisai Co.,Ltd.                                   | 4523   | Pharmaceutical                       | 30.9                     | ○                  | Full translation                         | ×   | ○                           | ○                 | ×                    | ○                 | Quarterly | Full translation                             | Full translation                             | ○   | Quarterly               | Quarterly               |
| ROHTO PHARMACEUTICAL CO.,LTD.                    | 4527   | Pharmaceutical                       | 25.9                     | ×                  |  |     |                             | ×                 | ×                    | ×                 |           |  |  | ×   |                         |                         |
| ONO PHARMACEUTICAL CO.,LTD.                      | 4528   | Pharmaceutical                       | 27.2                     | ○                  | Particulars and reference documents      | ×   | ×                           | ○                 | ×                    | ○                 | Quarterly | Other  | Other  | ×   |                         |                         |
| HISAMITSU PHARMACEUTICAL CO.,INC.                | 4530   | Pharmaceutical                       | 12.6                     | ×                  |  |     |                             | ×                 | ×                    | ×                 |           |  |  | ○   | Quarterly               | Quarterly               |
| Mochida Pharmaceutical Co.,Ltd.                  | 4534   | Pharmaceutical                       | 10.3                     | ×                  |  |     |                             | ×                 | ×                    | ×                 |           |  |  | ×   |                         |                         |
| SANTEN PHARMACEUTICAL CO.,LTD.                   | 4536   | Pharmaceutical                       | 44.0                     | ○                  | Other                                    | ×   | ×                           | ○                 | ○                    | ○                 | Quarterly | Summary information only                     | Other  | ○   | Quarterly               | Quarterly               |
| TSUMURA & CO.                                    | 4540   | Pharmaceutical                       | 35.7                     | ×                  |  |     |                             | ○                 | ×                    | ○                 | Quarterly | Summary information and financial statements | Summary information and financial statements | ○   | Year-end and first half | Year-end and first half |
| TERUMO CORPORATION                               | 4543   | Precision Instruments                | 31.5                     | ○                  | Full translation except auditor's report | ×   | ×                           | ○                 | ×                    | ○                 | Quarterly | Other  | Other  | ○   | Quarterly               | Quarterly               |
| Miraca Holdings Inc.                             | 4544   | Services                             | 56.5                     | ○                  | Other                                    | ×   | ○                           | ○                 | ×                    | ○                 | Quarterly | Summary information and financial statements | Summary information and financial statements | ○   | Quarterly               | Quarterly               |



| Company                                    | Ticker | Industry                    | Foreign shareholders (%) | Convocation notice |  |     |                     | Resolutions |                      | Financial results |           |  |  | Earnings briefing presentation |                         |                         |           |
|--|--------|-----------------------------|--------------------------|--------------------|--|-----|---------------------|-------------|----------------------|-------------------|-----------|--|--|--------------------------------|-------------------------|-------------------------|-----------|
|  |        |                             |                          | Y/N                | Scope                                    | Map | Instructions on the | Source of   | Extraordinary report | Y/N               | Frequency | Scope (Year-end)                             | Scope (Quarterly)                            | Y/N                            | Frequency (English)     | Frequency (Japanese)    |           |
| SAWAI PHARMACEUTICAL CO.,LTD.              | 4555   | Pharmaceutical              | 39.4                     | x                  |  |     |                     | x           | x                    | x                 |           |  |  |                                | ○                       | Quarterly               | Quarterly |
| DAIICHI SANKYO COMPANY,LIMITED             | 4568   | Pharmaceutical              | 27.0                     | ○                  | Full translation                         | x   | ○                   | ○           | ○                    | ○                 | Quarterly | Full translation                             | Full translation                             | ○                              | Quarterly               | Quarterly               |           |
| KYORIN Holdings,Inc.                       | 4569   | Pharmaceutical              | 19.5                     | x                  |  |     |                     | x           | x                    | ○                 | Quarterly | Summary information only                     | Summary information only                     | ○                              | Year-end and first half | Year-end and first half |           |
| Otsuka Holdings Co.,Ltd.                   | 4578   | Pharmaceutical              | 28.0                     | ○                  | Full translation                         | x   | ○                   | x           | x                    | ○                 | Quarterly | Full translation                             | Full translation                             | ○                              | Quarterly               | Quarterly               |           |
| TAISHO PHARMACEUTICAL HOLDINGS CO.,LTD.    | 4581   | Pharmaceutical              | 10.1                     | ○                  | Particulars and reference documents      | x   | x                   | ○           | ○                    | ○                 | Quarterly | Other  | Full translation                             | ○                              | Quarterly               | Quarterly               |           |
| NIPPON PAINT HOLDINGS CO.,LTD.             | 4612   | Chemicals                   | 55.5                     | ○                  | Particulars and reference documents      | x   | ○                   | ○           | x                    | ○                 | Quarterly | Full translation                             | Full translation                             | ○                              | Quarterly               | Quarterly               |           |
| KANSAI PAINT CO.,LTD.                      | 4613   | Chemicals                   | 32.1                     | x                  |  |     |                     | x           | x                    | x                 |           |  |  | x                              |                         |                         |           |
| DIC Corporation                            | 4631   | Chemicals                   | 22.6                     | ○                  | Full translation                         | x   | ○                   | x           | x                    | ○                 | Quarterly | Other  | Other  | ○                              | Quarterly               | Quarterly               |           |
| TOYO INK SC HOLDINGS CO.,LTD.              | 4634   | Chemicals                   | 20.4                     | x                  |  |     |                     | x           | x                    | ○                 | Quarterly | Full translation                             | Full translation                             | ○                              | Quarterly               | Quarterly               |           |
| ORIENTAL LAND CO.,LTD.                     | 4661   | Services                    | 13.2                     | ○                  | Particulars and reference documents      | x   | x                   | ○           | x                    | ○                 | Quarterly | Other  | Full translation                             | ○                              | Year-end and first half | Year-end and first half |           |
| PARK24 Co.,Ltd.                            | 4666   | Real Estate                 | 32.9                     | ○                  | Particulars only                         | x   | x                   | ○           | x                    | ○                 | Quarterly | Full translation                             | Full translation                             | ○                              | Year-end and first half | Year-end and first half |           |
| FUJI MEDIA HOLDINGS,INC.                   | 4676   | Information & Communication | 19.8                     | ○                  | Full translation                         | x   | ○                   | ○           | x                    | ○                 | Quarterly | Full translation                             | Full translation                             | ○                              | Quarterly               | Quarterly               |           |
| RESORTTRUST,INC.                           | 4681   | Services                    | 23.6                     | x                  |  |     |                     | x           | x                    | ○                 | Quarterly | Other  | Other  | ○                              | Quarterly               | Quarterly               |           |
| OBIC Co.,Ltd.                              | 4684   | Information & Communication | 37.5                     | x                  |  |     |                     | x           | x                    | x                 |           |  |  | x                              |                         |                         |           |
| Yahoo Japan Corporation                    | 4689   | Information & Communication | 46.9                     | ○                  | Particulars and reference documents      | x   | x                   | ○           | x                    | ○                 | Quarterly | Full translation                             | Full translation                             | ○                              | Quarterly               | Quarterly               |           |
| Trend Micro Incorporated                   | 4704   | Information & Communication | 57.7                     | ○                  | Full translation                         | x   | ○                   | x           | x                    | ○                 | Quarterly | Full translation                             | Full translation                             | ○                              | Quarterly               | Quarterly               |           |
| Relia,Inc.                                 | 4708   | Services                    | 26.8                     | x                  |  |     |                     | x           | x                    | ○                 | Quarterly | Summary information and financial statements | Summary information and financial statements | ○                              | Year-end and first half | Year-end and first half |           |
| ORACLE CORPORATION JAPAN                   | 4716   | Information & Communication | 86.5                     | ○                  | Full translation                         | x   | ○                   | x           | x                    | ○                 | Quarterly | Full translation                             | Full translation                             | ○                              | Year-end only           | Year-end only           |           |
| USS Co.,Ltd.                               | 4732   | Services                    | 38.4                     | ○                  | Full translation except auditor's report | △   | ○                   | x           | x                    | ○                 | Quarterly | Summary information and financial statements | Summary information and financial statements | ○                              | Quarterly               | Quarterly               |           |
| ITOCHU Techno-Solutions Corporation        | 4739   | Information & Communication | 16.2                     | ○                  | Particulars and reference documents      | x   | ○                   | x           | x                    | x                 |           |  |  | ○                              | Year-end and first half | Quarterly               |           |
| CyberAgent,Inc.                            | 4751   | Services                    | 48.3                     | ○                  | Particulars and reference documents      | x   | x                   | ○           | x                    | ○                 | Quarterly | Full translation                             | Full translation                             | ○                              | Quarterly               | Quarterly               |           |
| Rakuten,Inc.                               | 4755   | Services                    | 38.1                     | ○                  | Other                                    | x   | ○                   | ○           | x                    | ○                 | Quarterly | Other  | Full translation                             | x                              | Quarterly               | Quarterly               |           |
| OTSUKA CORPORATION                         | 4768   | Information & Communication | 26.6                     | x                  |  |     |                     | x           | x                    | ○                 | Quarterly | Summary information and financial statements | Summary information and financial statements | ○                              | Quarterly               | Quarterly               |           |
| Usen Corporation                           | 4842   | Information & Communication | 7.7                      | x                  |  |     |                     | x           | x                    | x                 |           |  |  | ○                              | Quarterly               | Quarterly               |           |
| FUJIFILM Holdings Corporation              | 4901   | Chemicals                   | 40.1                     | ○                  | Other                                    | x   | x                   | ○           | ○                    | ○                 | Quarterly | Full translation                             | Full translation                             | ○                              | Quarterly               | Quarterly               |           |
| KONICA MINOLTA,INC.                        | 4902   | Electric Appliances         | 45.0                     | ○                  | Full translation                         | x   | ○                   | ○           | x                    | ○                 | Quarterly | Full translation                             | Full translation                             | ○                              | Quarterly               | Quarterly               |           |
| Shiseido Company,Limited                   | 4911   | Chemicals                   | 38.6                     | ○                  | Full translation                         | x   | x                   | ○           | ○                    | ○                 | Quarterly | Full translation                             | Full translation                             | ○                              | Quarterly               | Quarterly               |           |
| Ciz Holdings Co.,Ltd.                      | 4924   | Chemicals                   | 13.6                     | x                  |  |     |                     | x           | x                    | ○                 | Quarterly | Full translation                             | Full translation                             | ○                              | Quarterly               | Quarterly               |           |
| KOBAYASHI PHARMACEUTICAL CO.,LTD.          | 4967   | Chemicals                   | 24.6                     | ○                  | Other                                    | x   | x                   | x           | x                    | ○                 | Quarterly | Other  | Full translation                             | ○                              | Year-end and first half | Year-end and first half |           |
| SHOWA SHELL SEKIYU K.K.                    | 5002   | Oil and Coal Products       | 66.5                     | ○                  | Full translation                         | x   | ○                   | x           | x                    | ○                 | Quarterly | Full translation                             | Full translation                             | ○                              | Quarterly               | Quarterly               |           |
| TonenGeneral Sekiyu K.K.                   | 5012   | Oil and Coal Products       | 18.3                     | ○                  | Full translation                         | x   | ○                   | ○           | x                    | ○                 | Quarterly | Full translation                             | Full translation                             | ○                              | Quarterly               | Quarterly               |           |
| Idemitsu Kosan Co.,Ltd.                    | 5019   | Oil and Coal Products       | 18.4                     | ○                  | Full translation                         | x   | ○                   | x           | x                    | ○                 | Quarterly | Full translation                             | Full translation                             | ○                              | Quarterly               | Quarterly               |           |
| JXTG Holdings,Inc.                         | 5020   | Oil and Coal Products       | 29.0                     | ○                  | Full translation                         | x   | ○                   | ○           | x                    | ○                 | Quarterly | Full translation                             | Other  | ○                              | Quarterly               | Quarterly               |           |
| The Yokohama Rubber Company,Limited        | 5101   | Rubber Products             | 18.4                     | x                  |  |     |                     | x           | x                    | x                 |           |  |  | x                              |                         |                         |           |
| Toyo Tire & Rubber Co.,Ltd.                | 5105   | Rubber Products             | 29.9                     | x                  |  |     |                     | x           | x                    | ○                 | Quarterly | Other  | Other  | ○                              | Quarterly               | Quarterly               |           |
| BRIDGESTONE CORPORATION                    | 5108   | Rubber Products             | 31.6                     | ○                  | Particulars and reference documents      | x   | ○                   | ○           | x                    | ○                 | Quarterly | Full translation                             | Full translation                             | ○                              | Quarterly               | Quarterly               |           |
| Sumitomo Rubber Industries,Ltd.            | 5110   | Rubber Products             | 33.5                     | ○                  | Full translation                         | x   | ○                   | ○           | ○                    | ○                 | Quarterly | Full translation                             | Full translation                             | ○                              | Quarterly               | Quarterly               |           |
| KINUGAWA RUBBER IND. CO., LTD.             | 5196   | Transportation Equipment    | 21.3                     | x                  |  |     |                     | x           | x                    | x                 |           |  |  | x                              |                         |                         |           |
| Asahi Glass Company,Limited                | 5201   | Glass and Ceramics Products | 20.4                     | ○                  | Full translation                         | x   | ○                   | ○           | x                    | ○                 | Quarterly | Full translation                             | Full translation                             | ○                              | Quarterly               | Quarterly               |           |
| Nippon Electric Glass Co.,Ltd.             | 5214   | Glass and Ceramics Products | 34.4                     | ○                  | Other                                    | x   | x                   | x           | x                    | ○                 | Quarterly | Other  | Other  | ○                              | Year-end and first half | Year-end and first half |           |
| TAIHEIYO CEMENT CORPORATION                | 5233   | Glass and Ceramics Products | 38.6                     | ○                  | Full translation                         | x   | x                   | ○           | x                    | ○                 | Quarterly | Other  | Other  | ○                              | Year-end and first half | Year-end and first half |           |
| TOTO LTD.                                  | 5332   | Glass and Ceramics Products | 24.1                     | ○                  | Particulars and reference documents      | x   | ○                   | ○           | x                    | ○                 | Quarterly | Full translation                             | Full translation                             | ○                              | Quarterly               | Quarterly               |           |
| NGK SPARK PLUG CO.,LTD.                    | 5334   | Glass and Ceramics Products | 36.7                     | ○                  | Particulars and reference documents      | x   | x                   | ○           | x                    | ○                 | Quarterly | Other  | Other  | ○                              | Year-end and first half | Year-end and first half |           |
| NICHIAS CORPORATION                        | 5393   | Glass and Ceramics Products | 21.0                     | x                  |  |     |                     | x           | x                    | ○                 | Quarterly | Full translation                             | Full translation                             | ○                              | Year-end and first half | Year-end and first half |           |
| NIPPON STEEL & SUMITOMO METAL CORPORATION  | 5401   | Iron and Steel              | 28.6                     | ○                  | Full translation                         | x   | ○                   | ○           | ○                    | ○                 | Quarterly | Full translation                             | Full translation                             | ○                              | Quarterly               | Quarterly               |           |
| JFE Holdings,Inc.                          | 5411   | Iron and Steel              | 27.8                     | ○                  | Full translation                         | x   | ○                   | ○           | x                    | ○                 | Quarterly | Full translation                             | Full translation                             | ○                              | Quarterly               | Quarterly               |           |
| Daido Steel Co.,Ltd.                       | 5471   | Iron and Steel              | 12.2                     | x                  |  |     |                     | x           | x                    | ○                 | Quarterly | Other  | Other  | ○                              | Quarterly               | Quarterly               |           |
| Hitachi Metals,Ltd.                        | 5486   | Iron and Steel              | 22.8                     | ○                  | Full translation                         | x   | ○                   | x           | x                    | ○                 | Quarterly | Full translation                             | Other  | ○                              | Quarterly               | Quarterly               |           |
| The Japan Steel Works,Ltd.                 | 5631   | Machinery                   | 27.9                     | ○                  | Particulars and reference documents      | x   | x                   | x           | x                    | ○                 | Quarterly | Summary information and financial statements | Summary information and financial statements | x                              |                         |                         |           |
| Mitsui Mining and Smelting Company,Limited | 5706   | Nonferrous Metals           | 25.4                     | ○                  | Other                                    | x   | ○                   | ○           | x                    | x                 |           |  |  | x                              |                         |                         |           |
| Mitsubishi Materials Corporation           | 5711   | Nonferrous Metals           | 24.4                     | ○                  | Other                                    | x   | x                   | ○           | x                    | ○                 | Quarterly | Other  | Full translation                             | ○                              | Quarterly               | Quarterly               |           |
| Sumitomo Metal Mining Co.,Ltd.             | 5713   | Nonferrous Metals           | 33.8                     | ○                  | Particulars and reference documents      | x   | ○                   | ○           | ○                    | ○                 | Quarterly | Full translation                             | Full translation                             | ○                              | Year-end and first half | Year-end and first half |           |
| DOWA HOLDINGS CO.,LTD.                     | 5714   | Nonferrous Metals           | 27.7                     | x                  |  |     |                     | x           | x                    | ○                 | Quarterly | Other  | Other  | ○                              | Year-end and first half | Year-end and first half |           |

| Company                                 | Ticker | Industry                 | Foreign shareholders (%) | Convocation notice |  |     |                     | Resolutions |                      | Financial results |                         |                          |  | Earnings briefing presentation |                         |                         |                         |
|---|--------|--------------------------|--------------------------|--------------------|--|-----|---------------------|-------------|----------------------|-------------------|-------------------------|--------------------------|--|--------------------------------|-------------------------|-------------------------|-------------------------|
|   |        |                          |                          | Y/N                | Scope                                    | Map | Instructions on the | Notice of   | Extraordinary report | Y/N               | Frequency               | Scope (Year-end)         | Scope (Quarterly)                            | Y/N                            | Frequency (English)     | Frequency (Japanese)    |                         |
| Sumitomo Electric Industries,Ltd.       | 5802   | Nonferrous Metals        | 42.9                     | ○                  | Other                                    | ×   | ×                   | ○           | ×                    | ×                 |                         |                          |  |                                | ○                       | Year-end and first half | Year-end and first half |
| Asahi Holdings,Inc.                     | 5857   | Nonferrous Metals        | 24.5                     | ○                  | Full translation                         | ×   | —                   | ○           | ×                    | ○                 | Quarterly               | Full translation         | Full translation                             | ×                              | ○                       | Quarterly               | Quarterly               |
| LIXIL Group Corporation                 | 5938   | Metal Products           | 38.2                     | ×                  |  |     |                     | ×           | ×                    | ○                 | Quarterly               | Other                    | Other  | ○                              | Quarterly               | Quarterly               |                         |
| RINNAI CORPORATION                      | 5947   | Metal Products           | 28.9                     | ○                  | Full translation                         | △   | ○                   | ○           | ×                    | ○                 | Quarterly               | Full translation         | Full translation                             | ○                              | Quarterly               | Quarterly               |                         |
| UNIPRES CORPORATION                     | 5949   | Transportation Equipment | 45.2                     | ○                  | Particulars and reference documents      | ×   | —                   | ×           | ×                    | ○                 | Quarterly               | Summary information only | Summary information only                     | ○                              | Quarterly               | Year-end and first half | Quarterly               |
| G-TEKT CORPORATION                      | 5970   | Metal Products           | 12.6                     | ×                  |  |     |                     | ×           | ×                    | ×                 |                         |                          |  | ×                              |                         |                         |                         |
| NHK SPRING CO.,LTD.                     | 5991   | Metal Products           | 30.1                     | ×                  |  |     |                     | ×           | ×                    | ×                 |                         |                          |  | ×                              |                         |                         |                         |
| OSG Corporation                         | 6136   | Machinery                | 28.6                     | ×                  |  |     |                     | ×           | ×                    | ○                 | Quarterly               | Other                    | Other  | ○                              | Quarterly               | Quarterly               |                         |
| DISCO CORPORATION                       | 6146   | Machinery                | 38.2                     | ○                  | Other                                    | △   | —                   | ×           | ×                    | ○                 | Quarterly               | Other                    | Summary information and financial statements | ○                              | Quarterly               | Quarterly               |                         |
| TOYOTA INDUSTRIES CORPORATION           | 6201   | Transportation Equipment | 22.5                     | ○                  | Full translation                         | ×   | ○                   | ○           | ×                    | ○                 | Quarterly               | Full translation         | Full translation                             | ○                              | Quarterly               | Year-end and first half | Year-end and first half |
| NuFlare Technology, Inc.                | 6256   | Machinery                | 13.7                     | ○                  | Particulars and reference documents      | ×   | ×                   | ×           | ×                    | ×                 |                         |                          |  | ×                              |                         |                         |                         |
| Nabtesco Corporation                    | 6268   | Machinery                | 59.5                     | ○                  | Particulars and reference documents      | ×   | ×                   | ×           | ×                    | ○                 | Quarterly               | Full translation         | Full translation                             | ○                              | Quarterly               | Quarterly               |                         |
| SMC CORPORATION                         | 6273   | Machinery                | 57.0                     | ○                  | Full translation                         | ×   | ×                   | ○           | ×                    | ○                 | Quarterly               | Full translation         | Full translation                             | ○                              | Year-end only           | Year-end and first half |                         |
| KOMATSU LTD.                            | 6301   | Machinery                | 44.1                     | ○                  | Other                                    | ×   | ○                   | ○           | ×                    | ○                 | Quarterly               | Full translation         | Full translation                             | ○                              | Quarterly               | Quarterly               |                         |
| SUMITOMO HEAVY INDUSTRIES,LTD.          | 6302   | Machinery                | 45.2                     | ○                  | Full translation                         | ×   | ○                   | ○           | ○                    | ○                 | Quarterly               | Full translation         | Full translation                             | ○                              | Quarterly               | Year-end and first half | Year-end and first half |
| Hitachi Construction Machinery Co.,Ltd. | 6305   | Machinery                | 12.8                     | ×                  |  |     |                     | ×           | ×                    | ○                 | Quarterly               | Full translation         | Full translation                             | ○                              | Quarterly               | Year-end and first half | Year-end and first half |
| KUBOTA CORPORATION                      | 6326   | Machinery                | 38.6                     | ○                  | Full translation                         | ×   | —                   | ○           | ×                    | ○                 | Quarterly               | Full translation         | Full translation                             | ○                              | Quarterly               | Year-end and first half | Year-end and first half |
| EBARA CORPORATION                       | 6361   | Machinery                | 33.5                     | ○                  | Full translation                         | ×   | ×                   | ○           | ×                    | ○                 | Quarterly               | Other                    | Full translation                             | ○                              | Quarterly               | Quarterly               |                         |
| Chiyoda Corporation                     | 6366   | Construction             | 15.1                     | ○                  | Other                                    | ×   | ×                   | ○           | ○                    | ○                 | Quarterly               | Other                    | Other  | ○                              | Quarterly               | Quarterly               |                         |
| DAIKIN INDUSTRIES,LTD.                  | 6367   | Machinery                | 35.9                     | ○                  | Full translation except auditor's report | ×   | ×                   | ○           | ×                    | ○                 | Year-end and first half | Full translation         | Full translation                             | ○                              | Quarterly               | Quarterly               |                         |
| Kurita Water Industries Ltd.            | 6370   | Machinery                | 49.0                     | ○                  | Particulars and reference documents      | ×   | ×                   | ×           | ×                    | ○                 | Quarterly               | Other                    | Other  | ○                              | Quarterly               | Quarterly               |                         |
| TSUBAKIMOTO CHAIN CO.                   | 6371   | Machinery                | 22.6                     | ×                  |  |     |                     | ×           | ×                    | ○                 | Quarterly               | Other                    | Other  | ○                              | Year-end and first half | Year-end and first half |                         |
| TADANO LTD.                             | 6395   | Machinery                | 21.7                     | ○                  | Particulars and reference documents      | ×   | ○                   | ×           | ×                    | ○                 | Quarterly               | Other                    | Other  | ○                              | Quarterly               | Quarterly               |                         |
| Heiwa Corporation                       | 6412   | Machinery                | 14.8                     | ○                  | Particulars and reference documents      | ×   | ×                   | ×           | ×                    | ×                 |                         |                          |  | ○                              | Quarterly               | Quarterly               |                         |
| SANKYO CO.,LTD.                         | 6417   | Machinery                | 30.3                     | ○                  | Particulars and reference documents      | ×   | ×                   | ×           | ×                    | ○                 | Quarterly               | Other                    | Full translation                             | ○                              | Quarterly               | Quarterly               |                         |
| UNIVERSAL ENTERTAINMENT CORPORATION     | 6425   | Machinery                | 71.7                     | ×                  |  |     |                     | ×           | ×                    | ○                 | Quarterly               | Full translation         | Full translation                             | ×                              |                         |                         |                         |
| BROTHER INDUSTRIES,LTD.                 | 6448   | Electric Appliances      | 31.6                     | ○                  | Other                                    | ×   | ○                   | ○           | ×                    | ○                 | Quarterly               | Other                    | Other  | ○                              | Quarterly               | Quarterly               |                         |
| SEGA SAMMY HOLDINGS INC.                | 6460   | Machinery                | 31.1                     | ○                  | Full translation                         | ×   | ○                   | ○           | ×                    | ○                 | Quarterly               | Full translation         | Full translation                             | ○                              | Quarterly               | Quarterly               |                         |
| TPR CO.,LTD.                            | 6463   | Machinery                | 19.9                     | ×                  |  |     |                     | ×           | ×                    | ×                 |                         |                          |  | ×                              |                         |                         |                         |
| HOSHIZAKI CORPORATION                   | 6465   | Machinery                | 25.4                     | ×                  |  |     |                     | ×           | ×                    | ×                 |                         |                          |  | ×                              |                         |                         |                         |
| NSK Ltd.                                | 6471   | Machinery                | 28.5                     | ○                  | Particulars and reference documents      | ×   | ×                   | ×           | ×                    | ○                 | Quarterly               | Other                    | Other  | ○                              | Year-end and first half | Year-end and first half |                         |
| JTEKT Corporation                       | 6473   | Machinery                | 24.5                     | ○                  | Particulars and reference documents      | ×   | ○                   | ○           | ×                    | ×                 |                         |                          |  | ○                              | Year-end and first half | Year-end and first half |                         |
| NACHI-FUJIKOSHI CORP.                   | 6474   | Machinery                | 14.4                     | ×                  |  |     |                     | ×           | ×                    | ×                 |                         |                          |  | ○                              | Year-end and first half | Year-end and first half |                         |
| MINEBEA MITSUMI Inc.                    | 6479   | Electric Appliances      | 33.5                     | ○                  | Full translation                         | ×   | ○                   | ○           | ×                    | ○                 | Quarterly               | Full translation         | Full translation                             | ○                              | Quarterly               | Quarterly               |                         |
| THK CO.,LTD.                            | 6481   | Machinery                | 50.1                     | ○                  | Full translation                         | ×   | ○                   | ○           | ×                    | ○                 | Quarterly               | Other                    | Full translation                             | ○                              | Year-end and first half | Year-end and first half |                         |
| Hitachi,Ltd.                            | 6501   | Electric Appliances      | 44.9                     | ○                  | Full translation                         | ×   | ×                   | ○           | ○                    | ○                 | Quarterly               | Other                    | Other  | ○                              | Quarterly               | Quarterly               |                         |
| Toshiba Corporation                     | 6502   | Electric Appliances      | 30.9                     | ○                  | Particulars and reference documents      | ×   | ○                   | ○           | ○                    | ○                 | Quarterly               | Full translation         | Full translation                             | ○                              | Quarterly               | Quarterly               |                         |
| Mitsubishi Electric Corporation         | 6503   | Electric Appliances      | 37.4                     | ○                  | Full translation                         | ×   | ○                   | ○           | ○                    | ○                 | Quarterly               | Other                    | Other  | ×                              |                         |                         |                         |
| FUJI ELECTRIC CO.,LTD.                  | 6504   | Electric Appliances      | 30.5                     | ○                  | Other                                    | △   | ○                   | ○           | ×                    | ○                 | Quarterly               | Other                    | Other  | ○                              | Quarterly               | Quarterly               |                         |
| YASKAWA Electric Corporation            | 6506   | Electric Appliances      | 35.1                     | ×                  |  |     |                     | ×           | ×                    | ○                 | Quarterly               | Other                    | Other  | ○                              | Quarterly               | Quarterly               |                         |
| Makita Corporation                      | 6586   | Machinery                | 40.0                     | ○                  | Full translation                         | ×   | ×                   | ○           | ×                    | ○                 | Quarterly               | Full translation         | Full translation                             | ○                              | Year-end and first half | Year-end and first half |                         |
| NIDEC CORPORATION                       | 6594   | Electric Appliances      | 33.7                     | ○                  | Full translation                         | ×   | ○                   | ○           | ×                    | ○                 | Quarterly               | Other                    | Other  | ○                              | Quarterly               | Quarterly               |                         |
| OMRON Corporation                       | 6645   | Electric Appliances      | 47.5                     | ○                  | Full translation                         | ×   | ×                   | ○           | ×                    | ○                 | Quarterly               | Full translation         | Full translation                             | ○                              | Quarterly               | Quarterly               |                         |
| GS Yuasa Corporation                    | 6674   | Electric Appliances      | 20.8                     | ×                  |  |     |                     | ×           | ×                    | ○                 | Quarterly               | Other                    | Full translation                             | ○                              | Year-end and first half | Year-end and first half |                         |
| FUJITSU LIMITED                         | 6702   | Electric Appliances      | 41.5                     | ○                  | Other                                    | ×   | ×                   | ○           | ×                    | ○                 | Quarterly               | Full translation         | Full translation                             | ○                              | Quarterly               | Quarterly               |                         |
| Oki Electric Industry Company,Limited   | 6703   | Electric Appliances      | 26.4                     | ○                  | Full translation                         | ×   | ○                   | ○           | ×                    | ○                 | Year-end and first half | Full translation         | Full translation                             | ○                              | Quarterly               | Quarterly               |                         |
| SEIKO EPSON CORPORATION                 | 6724   | Electric Appliances      | 25.5                     | ○                  | Particulars and reference documents      | ×   | ×                   | ×           | ×                    | ○                 | Quarterly               | Full translation         | Full translation                             | ○                              | Quarterly               | Quarterly               |                         |
| Wacom Co.,Ltd.                          | 6727   | Electric Appliances      | 22.5                     | ×                  |  |     |                     | ×           | ×                    | ○                 | Quarterly               | Other                    | Other  | ×                              |                         |                         |                         |
| Panasonic Corporation                   | 6752   | Electric Appliances      | 32.9                     | ○                  | Full translation                         | ×   | ×                   | ○           | ×                    | ○                 | Quarterly               | Other                    | Other  | ○                              | Quarterly               | Quarterly               |                         |
| ANRITSU CORPORATION                     | 6754   | Electric Appliances      | 40.6                     | ○                  | Particulars and reference documents      | ×   | ×                   | ○           | ×                    | ○                 | Quarterly               | Other                    | Full translation                             | ○                              | Quarterly               | Quarterly               |                         |
| FUJITSU GENERAL LIMITED                 | 6755   | Electric Appliances      | 26.2                     | ○                  | Particulars and reference documents      | ×   | ○                   | ×           | ×                    | ×                 |                         |                          |  | ×                              |                         |                         |                         |
| TDK Corporation                         | 6762   | Electric Appliances      | 46.8                     | ○                  | Other                                    | ×   | ×                   | ○           | ×                    | ○                 | Quarterly               | Other                    | Other  | ○                              | Quarterly               | Quarterly               |                         |
| HIROSE ELECTRIC CO.,LTD.                | 6806   | Electric Appliances      | 41.1                     | ○                  | Particulars and reference documents      | ×   | ×                   | ×           | ×                    | ×                 |                         |                          |  | ○                              | Quarterly               | Quarterly               |                         |
| YOKOGAWA ELECTRIC CORPORATION           | 6841   | Electric Appliances      | 27.5                     | ○                  | Other                                    | ×   | ○                   | ○           | ×                    | ○                 | Quarterly               | Full translation         | Full translation                             | ○                              | Quarterly               | Quarterly               |                         |
| NIHON KOHDEN CORPORATION                | 6849   | Electric Appliances      | 38.1                     | ○                  | Particulars and reference documents      | ×   | ×                   | ×           | ×                    | ○                 | Quarterly               | Other                    | Other  | ○                              | Quarterly               | Quarterly               |                         |
| HORIBA,Ltd.                             | 6856   | Electric Appliances      | 37.0                     | ○                  | Particulars and reference documents      | ×   | ○                   | ×           | ×                    | ○                 | Quarterly               | Full translation         | Other  | ×                              |                         |                         |                         |
| KEYENCE CORPORATION                     | 6861   | Electric Appliances      | 46.8                     | ×                  |  |     |                     | ×           | ×                    | ×                 |                         |                          |  | ×                              |                         |                         |                         |
| SYSMEX CORPORATION                      | 6869   | Electric Appliances      | 39.5                     | ○                  | Particulars and reference documents      | ×   | ×                   | ○           | ×                    | ○                 | Quarterly               | Full translation         | Full translation                             | ○                              | Quarterly               | Quarterly               |                         |

| Company                                    | Ticker | Industry                    | Foreign shareholders (%) | Convocation notice |  |     |   | Resolutions           |                      | Financial results |                  |  | Earnings briefing presentation               |                         |                         |                         |
|--|--------|-----------------------------|--------------------------|--------------------|--|-----|---|-----------------------|----------------------|-------------------|------------------|--|--|-------------------------|-------------------------|-------------------------|
|  |        |                             |                          | Y/N                | Scope                                    | Map | Instructions on the notice of convocation | Notice of resolutions | Extraordinary report | Y/N               | Frequency        | Scope (Year-end)                             | Scope (Quarterly)                            | Y/N                     | Frequency (English)     | Frequency (Japanese)    |
| DENSO CORPORATION                          | 6902   | Transportation Equipment    | 26.0                     | ○                  | Full translation                         | ○   | ○   | ○                     | ○                    | Quarterly         | Other            | Other  | ○  | Quarterly               | Quarterly               |                         |
| Stanley Electric Co.,Ltd.                  | 6923   | Electric Appliances         | 34.6                     | ○                  | Particulars and reference documents      | ×   | ○   | ○                     | ×                    | Quarterly         |                  | Other  | ×  |                         |                         |                         |
| CASIO COMPUTER CO.,LTD.                    | 6952   | Electric Appliances         | 22.5                     | ○                  | Particulars and reference documents      | ×   | ×   | ×                     | ×                    | Quarterly         | Other            | Other  | ○  | Quarterly               | Quarterly               |                         |
| FANUC CORPORATION                          | 6954   | Electric Appliances         | 52.8                     | ○                  | Other                                    | ×   | —   | ○                     | ×                    | Quarterly         | Full translation | Full translation                             | ○  | Quarterly               | Quarterly               |                         |
| HAMAMATSU PHOTONICS K.K.                   | 6965   | Electric Appliances         | 36.5                     | ○                  | Other                                    | ×   | ○   | ×                     | ×                    | Quarterly         | Other            | Other  | ×  |                         |                         |                         |
| KYOCERA CORPORATION                        | 6971   | Electric Appliances         | 39.0                     | ○                  | Full translation                         | ×   | ×   | ○                     | ×                    | Quarterly         | Full translation | Full translation                             | ○  | Quarterly               | Quarterly               |                         |
| Murata Manufacturing Co.,Ltd.              | 6981   | Electric Appliances         | 43.7                     | ○                  | Full translation except auditor's report | ×   | ○   | ○                     | ×                    | Quarterly         | Full translation | Full translation                             | ○  | Quarterly               | Quarterly               |                         |
| NITTO DENKO CORPORATION                    | 6988   | Chemicals                   | 43.1                     | ○                  | Full translation except auditor's report | ×   | ○   | ○                     | ×                    | Quarterly         | Other            | Full translation                             | ○  | Quarterly               | Quarterly               |                         |
| Mitsui Engineering & Shipbuilding Co.,Ltd. | 7003   | Transportation Equipment    | 17.3                     | ○                  | Full translation                         | ×   | ○   | ○                     | ×                    | Quarterly         | Other            | Other  | ○  | Year-end and first half | Year-end and first half |                         |
| Mitsubishi Heavy Industries.Ltd.           | 7011   | Machinery                   | 31.6                     | ○                  | Full translation                         | ×   | ○   | ○                     | ×                    | Quarterly         | Other            | Other  | ○  | Quarterly               | Quarterly               |                         |
| Kawasaki Heavy Industries.Ltd.             | 7012   | Transportation Equipment    | 30.0                     | ○                  | Full translation                         | ×   | ×   | ○                     | ○                    | Quarterly         | Full translation | Full translation                             | ○  | Quarterly               | Quarterly               |                         |
| IHI Corporation                            | 7013   | Machinery                   | 36.5                     | ○                  | Full translation                         | ×   | ○   | ○                     | ×                    | Quarterly         | Other            | Full translation                             | ○  | Quarterly               | Quarterly               |                         |
| Namura Shipbuilding Co.,Ltd.               | 7014   | Transportation Equipment    | 19.0                     | ×                  |  |     |   | ×                     | ×                    | ×                 |                  |  |  | ×                       |                         |                         |
| NISSAN MOTOR CO.,LTD.                      | 7201   | Transportation Equipment    | 74.2                     | ○                  | Full translation                         | ×   | —   | ○                     | ×                    | Quarterly         | Full translation | Full translation                             | ○  | Quarterly               | Quarterly               |                         |
| ISUZU MOTORS LIMITED                       | 7202   | Transportation Equipment    | 32.8                     | ○                  | Full translation                         | ×   | ○   | ○                     | ×                    | Quarterly         | Full translation | Full translation                             | ○  | Quarterly               | Quarterly               |                         |
| TOYOTA MOTOR CORPORATION                   | 7203   | Transportation Equipment    | 30.3                     | ○                  | Full translation                         | ×   | ○   | ○                     | ×                    | Quarterly         | Full translation | Full translation                             | ○  | Quarterly               | Quarterly               |                         |
| HINO MOTORS,LTD.                           | 7205   | Transportation Equipment    | 19.5                     | ○                  | Particulars and reference documents      | ×   | ×   | ○                     | ×                    | Quarterly         | Full translation | Full translation                             | ○  | Quarterly               | Quarterly               |                         |
| MITSUBISHI MOTORS CORPORATION              | 7211   | Transportation Equipment    | 21.9                     | ○                  | Full translation                         | ×   | ○   | ○                     | ○                    | Quarterly         | Full translation | Full translation                             | ○  | Quarterly               | Quarterly               |                         |
| NOK CORPORATION                            | 7240   | Transportation Equipment    | 41.2                     | ○                  | Full translation                         | ×   | —   | ×                     | ×                    | Quarterly         | Full translation | Other  | ○  | Year-end only           | Year-end only           |                         |
| KYB Corporation                            | 7242   | Transportation Equipment    | 21.1                     | ×                  |  |     |   | ×                     | ×                    | ○                 | Quarterly        | Other  | ○  | Year-end and first half | Year-end and first half |                         |
| DAIDO METAL CO.,LTD.                       | 7245   | Transportation Equipment    | 16.8                     | ○                  | Full translation                         | △   | —   | ×                     | ×                    | ×                 |                  |  |  | ×                       |                         |                         |
| Calsonic Kansei Corporation                | 7248   | Transportation Equipment    | 23.6                     | ×                  |  |     |   | ×                     | ×                    | ○                 | Quarterly        | Summary information only                     | Summary information only                     | ○                       | Year-end and first half | Year-end and first half |
| AISIN SEIKI CO.,LTD.                       | 7259   | Transportation Equipment    | 29.0                     | ○                  | Particulars and reference documents      | ×   | ×   | ×                     | ×                    | ○                 | Quarterly        | Other  | Other  | ○                       | Quarterly               | Quarterly               |
| Mazda Motor Corporation                    | 7261   | Transportation Equipment    | 42.2                     | ○                  | Full translation                         | ×   | ×   | ○                     | ×                    | ○                 | Quarterly        | Full translation                             | Full translation                             | ○                       | Quarterly               | Quarterly               |
| Daihatsu Motor Co., Ltd.                   | 7262   | Transportation Equipment    | 16.3                     | ○                  | Particulars and reference documents      | ×   | ×   | ○                     | ×                    | ○                 | Quarterly        | Other  | Other  | ○                       | Quarterly               | Quarterly               |
| HONDA MOTOR CO.,LTD.                       | 7267   | Transportation Equipment    | 42.3                     | ○                  | Full translation                         | ×   | ×   | ○                     | ×                    | ○                 | Quarterly        | Other  | Other  | ○                       | Quarterly               | Quarterly               |
| SUZUKI MOTOR CORPORATION                   | 7269   | Transportation Equipment    | 50.9                     | ○                  | Full translation                         | ×   | ○   | ○                     | ×                    | ○                 | Quarterly        | Full translation                             | Full translation                             | ○                       | Quarterly               | Quarterly               |
| SUBARU CORPORATION                         | 7270   | Transportation Equipment    | 35.2                     | ○                  | Particulars and reference documents      | ×   | ×   | ○                     | ○                    | ○                 | Quarterly        | Full translation                             | Full translation                             | ○                       | Quarterly               | Quarterly               |
| Yamaha Motor Co.,Ltd.                      | 7272   | Transportation Equipment    | 40.9                     | ○                  | Full translation                         | ×   | ○   | ○                     | ×                    | ○                 | Quarterly        | Full translation                             | Full translation                             | ○                       | Quarterly               | Quarterly               |
| KOITO MANUFACTURING CO.,LTD.               | 7276   | Electric Appliances         | 29.3                     | ×                  |  |     |   | ×                     | ×                    | ○                 | Quarterly        | Full translation                             | Full translation                             | ×                       |                         |                         |
| EXEDY Corporation                          | 7278   | Transportation Equipment    | 45.0                     | ○                  | Particulars and reference documents      | ×   | ○   | ×                     | ×                    | ○                 | Quarterly        | Year-end only                                | Other  | ×                       |                         |                         |
| MITSUBA Corporation                        | 7280   | Electric Appliances         | 10.1                     | ×                  |  |     |   | ×                     | ×                    | ×                 |                  |  |  | ○                       | Year-end only           | Year-end and first half |
| TOYODA GOSEI CO.,LTD.                      | 7282   | Transportation Equipment    | 20.0                     | ○                  | Particulars and reference documents      | ×   | ×   | ×                     | ×                    | ○                 | Quarterly        | Other  | Other  | ×                       |                         |                         |
| F.C.C.CO.,LTD.                             | 7296   | Transportation Equipment    | 26.1                     | ×                  |  |     |   | ×                     | ×                    | ×                 |                  |  |  | ×                       |                         |                         |
| SHIMANO INC.                               | 7309   | Transportation Equipment    | 42.9                     | ○                  | Full translation                         | ×   | ○   | ×                     | ×                    | ○                 | Quarterly        | Full translation                             | Full translation                             | ×                       |                         |                         |
| TS TECH CO.,LTD.                           | 7313   | Transportation Equipment    | 27.2                     | ○                  | Particulars and reference documents      | ×   | ×   | ×                     | ×                    | ○                 | Quarterly        | Full translation                             | Full translation                             | ○                       | Year-end and first half | Year-end and first half |
| Mitsubishi Shokuhin Co.,Ltd.               | 7451   | Wholesale Trade             | 4.8                      | ×                  |  |     |   | ×                     | ×                    | ×                 |                  |  |  | ×                       |                         |                         |
| RYOHIN KEIKAKU CO.,LTD.                    | 7453   | Retail Trade                | 41.9                     | ○                  | Particulars and reference documents      | ×   | ×   | ×                     | ×                    | ×                 |                  |  |  | ○                       | Year-end and first half | Year-end and first half |
| DAIICHIKOSHO CO.,LTD.                      | 7458   | Wholesale Trade             | 37.4                     | ×                  |  |     |   | ×                     | ×                    | ○                 | Quarterly        | Other  | Other  | ×                       |                         |                         |
| MEDIPAL HOLDINGS CORPORATION               | 7459   | Wholesale Trade             | 23.9                     | ○                  | Particulars and reference documents      | ×   | ○   | ×                     | ×                    | ○                 | Quarterly        | Full translation                             | Full translation                             | ○                       | Quarterly               | Quarterly               |
| Don Quijote Holdings Co.,Ltd.              | 7532   | Retail Trade                | 60.8                     | ○                  | Particulars and reference documents      | ×   | ×   | ×                     | ×                    | ○                 | Quarterly        | Other  | Full translation                             | ○                       | Quarterly               | Quarterly               |
| VT HOLDINGS CO.,LTD.                       | 7593   | Retail Trade                | 27.7                     | ×                  |  |     |   | ×                     | ×                    | ○                 | Quarterly        | Summary information and financial statements | Summary information and financial statements | ×                       |                         |                         |
| UNITED ARROWS LTD.                         | 7606   | Retail Trade                | 28.6                     | ×                  |  |     |   | ×                     | ×                    | ○                 | Quarterly        | Summary information and financial statements | Summary information and financial statements | ○                       | Quarterly               | Quarterly               |
| SUGI HOLDINGS Co.,LTD.                     | 7649   | Retail Trade                | 27.7                     | ×                  |  |     |   | ×                     | ×                    | ×                 |                  |  |  | ×                       |                         |                         |
| NIKON CORPORATION                          | 7731   | Precision Instruments       | 30.7                     | ○                  | Full translation                         | ×   | ×   | ○                     | ○                    | ○                 | Quarterly        | Full translation                             | Other  | ○                       | Quarterly               | Quarterly               |
| HOYA CORPORATION                           | 7741   | Precision Instruments       | 59.9                     | ○                  | Full translation                         | ×   | ○   | ○                     | ×                    | ○                 | Quarterly        | Other  | Other  | ○                       | Quarterly               | Quarterly               |
| CANON INC.                                 | 7751   | Electric Appliances         | 30.4                     | ○                  | Full translation                         | ○   | ○   | ○                     | ×                    | ○                 | Quarterly        | Full translation                             | Full translation                             | ○                       | Quarterly               | Quarterly               |
| RICOH COMPANY,LTD.                         | 7752   | Electric Appliances         | 39.1                     | ○                  | Full translation                         | ×   | ×   | ○                     | ×                    | ○                 | Quarterly        | Other  | Full translation                             | ○                       | Quarterly               | Quarterly               |
| BANDAI NAMCO Holdings Inc.                 | 7832   | Other Products              | 36.9                     | ○                  | Full translation                         | ×   | ○   | ○                     | ×                    | ○                 | Quarterly        | Full translation                             | Full translation                             | ○                       | Year-end and first half | Year-end and first half |
| AVEX GROUP HOLDINGS INC.                   | 7860   | Information & Communication | 29.8                     | ×                  |  |     |   | ×                     | ×                    | ○                 | Quarterly        | Other  | Full translation                             | ○                       | Quarterly               | Quarterly               |
| ASICS Corporation                          | 7936   | Other Products              | 41.6                     | ○                  | Particulars and reference documents      | ×   | ×   | ×                     | ×                    | ○                 | Quarterly        | Other  | Other  | ○                       | Quarterly               | Quarterly               |
| FP CORPORATION                             | 7947   | Chemicals                   | 12.5                     | ×                  |  |     |   | ×                     | ×                    | ○                 | Quarterly        | Full translation                             | Full translation                             | ○                       | Year-end and first half | Year-end and first half |
| PIGEON CORPORATION                         | 7956   | Other Products              | 49.1                     | ○                  | Particulars and reference documents      | ×   | ×   | ○                     | ×                    | ○                 | Quarterly        | Full translation                             | Full translation                             | ○                       | Year-end and first half | Year-end and first half |

| Company   | Ticker | Industry                 | Foreign shareholders (%) | Convocation notice |  |     |                     | Resolutions       |                      | Financial results |           |  |  | Earnings briefing presentation |                         |                         |
|---|--------|--------------------------|--------------------------|--------------------|--|-----|---------------------|-------------------|----------------------|-------------------|-----------|--|--|--------------------------------|-------------------------|-------------------------|
|   |        |                          |                          | Y/N                | Scope                                    | Map | Instructions on the | Notice of meeting | Extraordinary report | Y/N               | Frequency | Scope (Year-end)                             | Scope (Quarterly)                            | Y/N                            | Frequency (English)     | Frequency (Japanese)    |
| NIFCO INC.  | 7988   | Chemicals                | 48.7                     | ×                  |  |     |                     | ×                 | ×                    | ○                 | Quarterly | Full translation                             | Other  | ×                              |                         |                         |
| ITOCHU Corporation                                | 8001   | Wholesale Trade          | 38.2                     | ○                  | Full translation                         | ×   | ○                   | ○                 | ×                    | ○                 | Quarterly | Other  | Full translation                             | ○                              | Quarterly               | Quarterly               |
| Marubeni Corporation                              | 8002   | Wholesale Trade          | 26.2                     | ○                  | Full translation                         | ○   | ○                   | ○                 | ○                    | ○                 | Quarterly | Full translation                             | Full translation                             | ○                              | Quarterly               | Quarterly               |
| TOYOTA TSUSHO CORPORATION                         | 8015   | Wholesale Trade          | 22.4                     | ○                  | Particulars and reference documents      | ×   | ×                   | ○                 | ○                    | ○                 | Quarterly | Other  | Other  | ○                              | Year-end and first half | Year-end and first half |
| KANEMATSU CORPORATION                             | 8020   | Wholesale Trade          | 21.2                     | ×                  |  |     |                     | ×                 | ×                    | ○                 | Quarterly | Full translation                             | Full translation                             | ○                              | Year-end and first half | Year-end and first half |
| FamilyMart UNY Holdings Co.,Ltd.                  | 8028   | Retail Trade             | 33.2                     | ○                  | Full translation                         | ×   | —                   | ×                 | ×                    | ×                 |           |  |  | ○                              | Year-end and first half | Year-end and first half |
| mitsui & CO.,LTD.                                 | 8031   | Wholesale Trade          | 30.5                     | ○                  | Full translation                         | ×   | ○                   | ○                 | ○                    | ○                 | Quarterly | Full translation                             | Full translation                             | ○                              | Quarterly               | Quarterly               |
| Hitachi High-Technologies Corporation             | 8036   | Wholesale Trade          | 26.6                     | ○                  | Full translation                         | ×   | ○                   | ○                 | ×                    | ○                 | Quarterly | Summary information only                     | Summary information only                     | ○                              | Quarterly               | Quarterly               |
| YAMAZEN CORPORATION                               | 8051   | Wholesale Trade          | 14.0                     | ×                  |  |     |                     | ×                 | ×                    | ○                 | Quarterly | Summary information and financial statements | Summary information and financial statements | ○                              | Year-end and first half | Year-end and first half |
| SUMITOMO CORPORATION (SUMITOMO SHOJI KAISHA,LTD.) | 8053   | Wholesale Trade          | 34.3                     | ○                  | Full translation                         | ×   | ○                   | ○                 | ○                    | ○                 | Quarterly | Other  | Other  | ○                              | Quarterly               | Quarterly               |
| Mitsubishi Corporation                            | 8058   | Wholesale Trade          | 31.8                     | ○                  | Full translation                         | ×   | ○                   | ○                 | ○                    | ○                 | Quarterly | Full translation                             | Full translation                             | ○                              | Quarterly               | Quarterly               |
| IWATANI CORPORATION                               | 8088   | Wholesale Trade          | 6.1                      | ×                  |  |     |                     | ×                 | ×                    | ○                 | Quarterly | Other  | Other  | ○                              | Year-end and first half | Year-end and first half |
| UNICHARM CORPORATION                              | 8113   | Chemicals                | 33.4                     | ○                  | Particulars and reference documents      | ×   | ○                   | ×                 | ×                    | ○                 | Quarterly | Full translation                             | Full translation                             | ○                              | Quarterly               | Quarterly               |
| TOHO HOLDINGS CO.,LTD.                            | 8129   | Wholesale Trade          | 15.6                     | ×                  |  |     |                     | ×                 | ×                    | ○                 | Quarterly | Full translation                             | Full translation                             | ○                              | Year-end and first half | Year-end and first half |
| Sanrio Company,Ltd.                               | 8136   | Wholesale Trade          | 15.0                     | ○                  | Particulars and reference documents      | ×   | ○                   | ×                 | ×                    | ○                 | Quarterly | Full translation                             | Full translation                             | ○                              | Quarterly               | Quarterly               |
| AOKI Holdings Inc.                                | 8214   | Retail Trade             | 12.5                     | ×                  |  |     |                     | ×                 | ×                    | ○                 | Quarterly | Full translation                             | Full translation                             | ○                              | Year-end and first half | Year-end and first half |
| KOMERI CO.,LTD.                                   | 8218   | Retail Trade             | 21.3                     | ×                  |  |     |                     | ×                 | ×                    | ○                 | Quarterly | Other  | Summary information only                     | ×                              |                         |                         |
| SHIMAMURA Co.,Ltd.                                | 8227   | Retail Trade             | 28.8                     | ×                  |  |     |                     | ×                 | ×                    | ×                 |           |  |  | ×                              |                         |                         |
| Takashimaya Company,Limited                       | 8233   | Retail Trade             | 20.8                     | ○                  | Particulars and reference documents      | ×   | ×                   | ×                 | ×                    | ○                 | Quarterly | Other  | Other  | ○                              | Year-end and first half | Year-end and first half |
| Credit Saison Co.,Ltd.                            | 8253   | Other Financing Business | 40.6                     | ○                  | Other                                    | ×   | ×                   | ○                 | ×                    | ○                 | Quarterly | Other  | Other  | ○                              | Year-end and first half | Year-end and first half |
| AEON CO.,LTD.                                     | 8267   | Retail Trade             | 11.7                     | ○                  | Other                                    | ×   | ×                   | ×                 | ×                    | ○                 | Quarterly | Other  | Full translation                             | ○                              | Quarterly               | Quarterly               |
| UNYgroup Holdings Co., Ltd.                       | 8270   | Retail Trade             | 19.9                     | ×                  |  |     |                     | ×                 | ×                    | ○                 | Quarterly | Summary information and financial statements | Summary information and financial statements | ×                              |                         |                         |
| IZUMI CO.,LTD.                                    | 8273   | Retail Trade             | 12.3                     | ×                  |  |     |                     | ×                 | ×                    | ○                 | Quarterly | Summary information and financial statements | Summary information and financial statements | ○                              | Quarterly               | Quarterly               |
| K'S HOLDINGS CORPORATION                          | 8282   | Retail Trade             | 23.6                     | ×                  |  |     |                     | ×                 | ×                    | ×                 |           |  |  | ○                              | Quarterly               | Quarterly               |
| Shinsei Bank,Limited                              | 8303   | Banks                    | 55.4                     | ○                  | Full translation                         | ×   | ○                   | ○                 | ×                    | ○                 | Quarterly | Other  | Other  | ○                              | Quarterly               | Quarterly               |
| Aozora Bank,Ltd.                                  | 8304   | Banks                    | 31.3                     | ○                  | Full translation                         | ○   | ○                   | ○                 | ×                    | ○                 | Quarterly | Full translation                             | Full translation                             | ○                              | Quarterly               | Quarterly               |
| Mitsubishi UFJ Financial Group,Inc.               | 8306   | Banks                    | 39.9                     | ○                  | Full translation                         | ×   | ×                   | ○                 | ○                    | ○                 | Quarterly | Full translation                             | Full translation                             | ○                              | Year-end and first half | Year-end and first half |
| Resona Holdings, Inc.                             | 8308   | Banks                    | 45.2                     | ○                  | Full translation except auditor's report | ×   | ○                   | ○                 | ×                    | ○                 | Quarterly | Full translation                             | Full translation                             | ○                              | Quarterly               | Quarterly               |
| Sumitomo Mitsui Trust Holdings,Inc.               | 8309   | Banks                    | 43.1                     | ○                  | Other                                    | ×   | ×                   | ○                 | ○                    | ○                 | Quarterly | Full translation                             | Full translation                             | ○                              | Quarterly               | Quarterly               |
| Sumitomo Mitsui Financial Group,Inc.              | 8316   | Banks                    | 48.6                     | ○                  | Full translation                         | ×   | ○                   | ○                 | ×                    | ○                 | Quarterly | Full translation                             | Full translation                             | ○                              | Quarterly               | Quarterly               |
| THE NISHI-NIPPON CITY BANK, LTD.                  | 8327   | Banks                    | 17.8                     | ○                  | Particulars and reference documents      | ×   | ×                   | ×                 | ×                    | ×                 |           |  |  | ×                              |                         |                         |
| The Chiba Bank,Ltd.                               | 8331   | Banks                    | 25.4                     | ○                  | Particulars and reference documents      | ×   | ×                   | ○                 | ×                    | ○                 | Quarterly | Full translation                             | Full translation                             | ○                              | Year-end and first half | Year-end and first half |
| The Bank of Yokohama, Ltd.                        | 8332   | Banks                    | 37.1                     | ○                  | Particulars and reference documents      | ×   | ×                   | ○                 | ○                    | ○                 | Quarterly | Summary information and financial statements | Summary information and financial statements | ○                              | Quarterly               | Quarterly               |
| JOYO BANK, Ltd.                                   | 8333   | Banks                    | 21.2                     | ○                  | Particulars and reference documents      | ×   | ×                   | ○                 | ○                    | ○                 | Quarterly | Financial statements only                    | Financial statements only                    | ○                              | Year-end only           | Year-end and first half |
| The Gunma Bank,Ltd.                               | 8334   | Banks                    | 17.7                     | ○                  | Particulars and reference documents      | ×   | ×                   | ×                 | ×                    | ○                 | Quarterly | Financial statements only                    | Financial statements only                    | ○                              | Year-end and first half | Year-end and first half |
| Fukuoka Financial Group,Inc.                      | 8354   | Banks                    | 33.2                     | ○                  | Particulars and reference documents      | ○   | ○                   | ×                 | ×                    | ○                 | Quarterly | Other  | Other  | ○                              | Year-end only           | Year-end only           |
| THE SHIZUOKA BANK,LTD.                            | 8355   | Banks                    | 18.4                     | ○                  | Particulars and reference documents      | ×   | ○                   | ×                 | ×                    | ○                 | Quarterly | Financial statements only                    | Financial statements only                    | ○                              | Quarterly               | Quarterly               |
| The Juroku Bank,Ltd.                              | 8356   | Banks                    | 12.3                     | ×                  |  |     |                     | ×                 | ×                    | ×                 |           |  |  | ○                              | Year-end and first half | Year-end and first half |
| Suruga Bank Ltd.                                  | 8358   | Banks                    | 27.2                     | ○                  | Other                                    | ×   | ○                   | ×                 | ×                    | ○                 | Quarterly | Other  | Full translation                             | ○                              | Year-end and first half | Year-end and first half |
| The Hachijuni Bank,Ltd.                           | 8359   | Banks                    | 20.5                     | ○                  | Particulars and reference documents      | ×   | ×                   | ×                 | ×                    | ×                 |           |  |  | ○                              | Year-end and first half | Year-end and first half |
| Hokuhoku Financial Group, Inc.                    | 8377   | Banks                    | 17.7                     | ○                  | Particulars and reference documents      | ×   | ○                   | ○                 | ○                    | ○                 | Quarterly | Other  | Other  | ○                              | Year-end and first half | Year-end and first half |
| The Hiroshima Bank,Ltd.                           | 8379   | Banks                    | 14.4                     | ×                  |  |     |                     | ×                 | ×                    | ×                 |           |  |  | ○                              | Year-end and first half | Year-end and first half |
| The Chugoku Bank,Limited                          | 8382   | Banks                    | 20.7                     | ○                  | Particulars and reference documents      | ×   | ×                   | ×                 | ×                    | ×                 |           |  |  | ×                              |                         |                         |
| The Iyo Bank,Ltd.                                 | 8385   | Banks                    | 15.0                     | ×                  |  |     |                     | ×                 | ×                    | ×                 |           |  |  | ×                              |                         |                         |
| Seven Bank,Ltd.                                   | 8410   | Banks                    | 22.7                     | ○                  | Full translation                         | ×   | ○                   | ○                 | ○                    | ○                 | Quarterly | Summary information and financial statements | Summary information and financial statements | ○                              | Quarterly               | Quarterly               |
| Mizuho Financial Group,Inc.                       | 8411   | Banks                    | 28.6                     | ○                  | Full translation                         | ○   | ○                   | ○                 | ○                    | ○                 | Quarterly | Full translation                             | Full translation                             | ○                              | Quarterly               | Quarterly               |
| Yamaguchi Financial Group,Inc.                    | 8418   | Banks                    | 12.4                     | ×                  |  |     |                     | ×                 | ×                    | ×                 |           |  |  | ×                              |                         |                         |

| Company  | Ticker | Industry                           | Foreign shareholders (%) | Convocation notice |  |     |                             | Resolutions           |                      | Financial results |           |  | Earnings briefing presentation                     |     |                         |                         |
|--|--------|------------------------------------|--------------------------|--------------------|--|-----|-----------------------------|-----------------------|----------------------|-------------------|-----------|--|--|-----|-------------------------|-------------------------|
|  |        |                                    |                          | Y/N                | Scope                                    | Map | Instructions on the website | Notice of resolutions | Extraordinary report | Y/N               | Frequency | Scope (Year-end)                                   | Scope (Quarterly)                                  | Y/N | Frequency (English)     | Frequency (Japanese)    |
| Fuyo General Lease Co.,Ltd.                    | 8424   | Other Financing Business           | 17.7                     | ×                  |  |     |                             | ×                     | ×                    | ○                 | Quarterly | Full translation                                   | Full translation                                   | ○   | Year-end and first half | Year-end and first half |
| IBJ Leasing Company,Limited                    | 8425   | Other Financing Business           | 15.5                     | ×                  |  |     |                             | ×                     | ×                    | ○                 | Quarterly | Summary information only                           | Summary information only                           | ○   | Year-end and first half | Quarterly               |
| Tokyo Century Corporation                      | 8439   | Other Financing Business           | 12.2                     | ○                  | Particulars only                         | ×   | ○                           | ×                     | ×                    | ○                 | Quarterly | Full translation                                   | Full translation                                   | ○   | Year-end and first half | Year-end and first half |
| J Trust Co., Ltd.                              | 8508   | Other Financing Business           | 33.6                     | ○                  | Full translation                         | ×   | —                           | ○                     | ×                    | ○                 | Quarterly | Full translation                                   | Full translation                                   | ○   | Quarterly               | Quarterly               |
| AIFUL CORPORATION                              | 8515   | Other Financing Business           | 12.2                     | ×                  |  |     |                             | ○                     | ×                    | ○                 | Quarterly | Full translation                                   | Full translation                                   | ○   | Quarterly               | Quarterly               |
| North Pacific Bank,Ltd.                        | 8524   | Banks                              | 20.2                     | ×                  |  |     |                             | ×                     | ×                    | ○                 | Quarterly | Other Summary information and financial statements | Other Summary information and financial statements | ×   |                         |                         |
| The Keiyo Bank,Ltd.                            | 8544   | Banks                              | 12.9                     | ×                  |  |     |                             | ×                     | ×                    | ○                 | Quarterly | Summary information and financial statements       | Summary information and financial statements       | ×   |                         |                         |
| RICOH LEASING COMPANY,LTD.                     | 8566   | Other Financing Business           | 20.8                     | ×                  |  |     |                             | ○                     | ×                    | ○                 | Quarterly | Summary information and financial statements       | Summary information and financial statements       | ×   |                         |                         |
| AEON Financial Service Co.,Ltd.                | 8570   | Other Financing Business           | 28.1                     | ○                  | Particulars and reference documents      | ×   | ×                           | ○                     | ×                    | ○                 | Quarterly | Other  | Other  | ○   | Year-end and first half | Year-end and first half |
| ACOM CO.,LTD.                                  | 8572   | Other Financing Business           | 4.3                      | ○                  | Full translation except auditor's report | ×   | ×                           | ○                     | ×                    | ○                 | Quarterly | Full translation                                   | Full translation                                   | ○   | Quarterly               | Quarterly               |
| Hitachi Capital Corporation                    | 8586   | Other Financing Business           | 14.4                     | ×                  |  |     |                             | ×                     | ×                    | ○                 | Quarterly | Full translation                                   | Full translation                                   | ○   | Quarterly               | Quarterly               |
| ORIX CORPORATION                               | 8591   | Other Financing Business           | 59.4                     | ○                  | Other                                    | ×   | ×                           | ○                     | ×                    | ○                 | Quarterly | Full translation                                   | Full translation                                   | ○   | Quarterly               | Quarterly               |
| Mitsubishi UFJ Lease & Finance Company Limited | 8593   | Other Financing Business           | 22.0                     | ×                  |  |     |                             | ×                     | ×                    | ×                 |           |  |  | ○   | Quarterly               | Quarterly               |
| Daiwa Securities Group Inc.                    | 8601   | Securities and Commodities Futures | 45.2                     | ○                  | Full translation                         | ×   | ×                           | ×                     | ○                    | ○                 | Quarterly | Full translation                                   | Full translation                                   | ○   | Quarterly               | Quarterly               |
| Nomura Holdings, Inc.                          | 8604   | Securities and Commodities Futures | 35.3                     | ○                  | Full translation                         | ×   | ×                           | ○                     | ○                    | ○                 | Quarterly | Full translation                                   | Full translation                                   | ○   | Quarterly               | Quarterly               |
| OKASAN SECURITIES GROUP INC.                   | 8609   | Securities and Commodities Futures | 12.1                     | ×                  |  |     |                             | ×                     | ×                    | ×                 |           |  |  | ○   | Quarterly               | Quarterly               |
| Tokai Tokyo Financial Holdings,Inc.            | 8616   | Securities and Commodities Futures | 21.4                     | ○                  | Particulars and reference documents      | ×   | ×                           | ×                     | ×                    | ○                 | Quarterly | Full translation                                   | Full translation                                   | ○   |                         | Quarterly               |
| MATSUI SECURITIES CO.,LTD.                     | 8628   | Securities and Commodities Futures | 11.4                     | ○                  | Particulars and reference documents      | ×   | ×                           | ○                     | ×                    | ○                 | Quarterly | Other  | Other  | ○   | Quarterly               | Quarterly               |
| Japan Exchange Group,Inc.                      | 8697   | Other Financing Business           | 41.3                     | ○                  | Full translation                         | ×   | ×                           | ○                     | ×                    | ○                 | Quarterly | Full translation                                   | Full translation                                   | ○   | Year-end and first half | Year-end and first half |
| Sony Financial Holdings Inc.                   | 8729   | Insurance                          | 26.4                     | ○                  | Particulars and reference documents      | ×   | ○                           | ○                     | ×                    | ○                 | Quarterly | Full translation                                   | Full translation                                   | ○   | Quarterly               | Quarterly               |
| Dai-ichi Life Holdings,Inc.                    | 8750   | Insurance                          | 43.3                     | ○                  | Other                                    | ×   | ×                           | ○                     | ×                    | ○                 | Quarterly | Full translation                                   | Full translation                                   | ○   | Quarterly               | Quarterly               |
| Tokio Marine Holdings,Inc.                     | 8766   | Insurance                          | 43.2                     | ○                  | Full translation                         | ×   | ○                           | ○                     | ×                    | ○                 | Quarterly | Full translation                                   | Full translation                                   | ○   | Quarterly               | Quarterly               |
| T&D Holdings, Inc.                             | 8795   | Insurance                          | 39.8                     | ○                  | Full translation                         | ×   | ○                           | ○                     | ×                    | ○                 | Quarterly | Full translation                                   | Full translation                                   | ○   | Quarterly               | Quarterly               |
| Mitsui Fudosan Co.,Ltd.                        | 8801   | Real Estate                        | 53.9                     | ○                  | Other                                    | ×   | ×                           | ○                     | ×                    | ○                 | Quarterly | Summary information only                           | Summary information only                           | ○   | Quarterly               | Quarterly               |
| Mitsubishi Estate Company,Limited              | 8802   | Real Estate                        | 46.5                     | ○                  | Full translation                         | ×   | ○                           | ○                     | ○                    | ○                 | Quarterly | Summary information only                           | Summary information only                           | ×   |                         |                         |
| Sumitomo Realty & Development Co.,Ltd.         | 8830   | Real Estate                        | 37.1                     | ○                  | Particulars and reference documents      | ×   | —                           | ×                     | ×                    | ○                 | Quarterly | Other  | Other  | ×   |                         |                         |
| DAIKYO INCORPORATED                            | 8840   | Real Estate                        | 7.0                      | ○                  | Particulars and reference documents      | ×   | ×                           | ×                     | ×                    | ○                 | Quarterly | Other  | Other  | ○   | Quarterly               | Quarterly               |
| LEOPALACE21 CORPORATION                        | 8848   | Real Estate                        | 50.6                     | ○                  | Full translation except auditor's report | ×   | ×                           | ×                     | ×                    | ○                 | Quarterly | Full translation                                   | Full translation                                   | ○   | Quarterly               | Quarterly               |
| Sumitomo Real Estate Sales Co., Ltd.           | 8870   | Real Estate                        | 10.9                     | ×                  |  |     |                             | ×                     | ×                    | ○                 | Quarterly | Summary information only                           | Summary information only                           | ×   |                         |                         |
| Relo Group,Inc.                                | 8876   | Services                           | 29.3                     | ×                  |  |     |                             | ×                     | ×                    | ○                 | Quarterly | Summary information and financial statements       | Summary information and financial statements       | ×   |                         |                         |
| Takara Leben CO.,LTD.                          | 8897   | Real Estate                        | 35.3                     | ×                  |  |     |                             | ×                     | ×                    | ○                 | Quarterly | Full translation                                   | Full translation                                   | ○   | Year-end and first half | Year-end and first half |
| AEON Mall Co.,Ltd.                             | 8905   | Real Estate                        | 29.4                     | ×                  |  |     |                             | ×                     | ○                    | ○                 | Quarterly | Full translation                                   | Full translation                                   | ○   | Quarterly               | Quarterly               |
| NTT URBAN DEVELOPMENT CORPORATION              | 8933   | Real Estate                        | 20.4                     | ○                  | Full translation                         | ×   | ○                           | ○                     | ×                    | ○                 | Quarterly | Full translation                                   | Full translation                                   | ○   | Quarterly               | Quarterly               |
| TOBU RAILWAY CO.,LTD.                          | 9001   | Land Transportation                | 19.0                     | ×                  |  |     |                             | ×                     | ×                    | ×                 |           |  |  | ×   |                         |                         |
| Sotetsu Holdings,Inc.                          | 9003   | Land Transportation                | 7.8                      | ×                  |  |     |                             | ×                     | ×                    | ×                 |           |  |  | ○   | Quarterly               | Quarterly               |
| TOKYU CORPORATION                              | 9005   | Land Transportation                | 19.5                     | ×                  |  |     |                             | ×                     | ×                    | ○                 | Quarterly | Full translation                                   | Full translation                                   | ○   | Year-end and first half | Year-end and first half |
| Odakyu Electric Railway Co.,Ltd.               | 9007   | Land Transportation                | 13.4                     | ×                  |  |     |                             | ×                     | ×                    | ×                 |           |  |  | ○   | Year-end and first half | Year-end and first half |
| Keio Corporation                               | 9008   | Land Transportation                | 16.4                     | ×                  |  |     |                             | ×                     | ×                    | ×                 |           |  |  | ○   | Year-end and first half | Year-end and first half |
| Keisei Electric Railway Co.,Ltd.               | 9009   | Land Transportation                | 23.0                     | ○                  | Other                                    | ×   | ○                           | ×                     | ×                    | ×                 |           |  |  | ×   |                         |                         |
| East Japan Railway Company                     | 9020   | Land Transportation                | 37.0                     | ○                  | Full translation                         | ×   | ×                           | ○                     | ×                    | ○                 | Quarterly | Full translation                                   | Full translation                                   | ○   | Year-end and first half | Year-end and first half |
| West Japan Railway Company                     | 9021   | Land Transportation                | 33.8                     | ○                  | Full translation                         | ×   | ○                           | ○                     | ×                    | ○                 | Quarterly | Other  | Other  | ○   | Quarterly               | Quarterly               |
| Central Japan Railway Company                  | 9022   | Land Transportation                | 21.5                     | ○                  | Particulars and reference documents      | ×   | ×                           | ○                     | ×                    | ○                 | Quarterly | Other  | Other  | ○   | Year-end and first half | Year-end and first half |
| Nishi-Nippon Railroad Co.,Ltd.                 | 9031   | Land Transportation                | 7.8                      | ×                  |  |     |                             | ×                     | ×                    | ×                 |           |  |  | ×   |                         |                         |
| Kintetsu Group Holdings Co.,Ltd.               | 9041   | Land Transportation                | 14.2                     | ×                  |  |     |                             | ×                     | ×                    | ×                 |           |  |  | ×   |                         |                         |
| Hankyu Hanshin Holdings,Inc.                   | 9042   | Land Transportation                | 18.8                     | ○                  | Particulars and reference documents      | ×   | ○                           | ○                     | ×                    | ×                 |           |  |  | ×   |                         |                         |
| Keihan Holdings Co.,Ltd.                       | 9045   | Land Transportation                | 11.7                     | ×                  |  |     |                             | ×                     | ×                    | ×                 |           |  |  | ○   | Year-end and first half | Year-end and first half |
| Nagoya Railroad Co., Ltd.                      | 9048   | Land Transportation                | 14.6                     | ×                  |  |     |                             | ×                     | ×                    | ○                 | Quarterly | Other  | Other  | ×   |                         |                         |
| NIPPON EXPRESS CO.,LTD.                        | 9062   | Land Transportation                | 24.2                     | ○                  | Particulars and reference documents      | ×   | ×                           | ○                     | ×                    | ○                 | Quarterly | Other  | Full translation                                   | ○   | Year-end and first half | Year-end and first half |
| YAMATO HOLDINGS CO.,LTD.                       | 9064   | Land Transportation                | 34.0                     | ○                  | Full translation                         | △   | ○                           | ○                     | ×                    | ○                 | Quarterly | Full translation                                   | Full translation                                   | ○   | Quarterly               | Quarterly               |
| SANKYU INC.                                    | 9065   | Land Transportation                | 25.6                     | ×                  |  |     |                             | ×                     | ×                    | ×                 |           |  |  | ×   |                         |                         |

| Company                                    | Ticker | Industry                                    | Foreign shareholders (%) | Convocation notice |                                     |     |   | Resolutions           |                      | Financial results |                         |  | Earnings briefing presentation |     |                         |                         |
|--|--------|---|--------------------------|--------------------|-------------------------------------|-----|---|-----------------------|----------------------|-------------------|-------------------------|--|--------------------------------|-----|-------------------------|-------------------------|
|  |        |   |                          | Y/N                | Scope                               | Map | Instructions on the exercise of voting rights | Source of resolutions | Extraordinary report | Y/N               | Frequency               | Scope (Year-end)                             | Scope (Quarterly)              | Y/N | Frequency (English)     | Frequency (Japanese)    |
| Hitachi Transport System,Ltd.              | 9086   | Land Transportation                         | 14.5                     | ×                  |                                     |     |   | ×                     | ×                    | ○                 | Quarterly               | Full translation                             | Full translation               | ○   | Year-end and first half | Year-end and first half |
| ANA HOLDINGS INC.                          | 9202   | Air Transportation                          | 11.9                     | ○                  | Full translation                    | ×   | ○   | ○                     | ×                    | ○                 | Quarterly               | Full translation                             | Full translation               | ○   | Quarterly               | Quarterly               |
| Kamigumi Co.,Ltd.                          | 9364   | Warehouse and Harbor Transportation Service | 37.9                     | ○                  | Full translation                    | ×   | ○   | ○                     | ×                    | ×                 |                         |  |                                | ×   |                         |                         |
| Kintetsu World Express,inc.                | 9375   | Warehouse and Harbor Transportation Service | 26.3                     | ×                  |                                     |     |   | ×                     | ×                    | ○                 | Quarterly               | Other  | Full translation               | ○   | Year-end and first half | Year-end and first half |
| Nippon Television Holdings,Inc.            | 9404   | Information & Communication                 | 19.4                     | ○                  | Full translation                    | ○   | ○   | ○                     | ×                    | ○                 | Quarterly               | Summary information and financial statements | Other                          | ○   | Quarterly               | Quarterly               |
| NIPPON TELEGRAPH AND TELEPHONE CORPORATION | 9432   | Information & Communication                 | 27.4                     | ○                  | Full translation                    | ○   | ○   | ○                     | ○                    | ○                 | Quarterly               | Full translation                             | Full translation               | ○   | Quarterly               | Quarterly               |
| KDDI CORPORATION                           | 9433   | Information & Communication                 | 38.5                     | ○                  | Full translation                    | ×   | ○   | ○                     | ×                    | ○                 | Quarterly               | Full translation                             | Full translation               | ○   | Quarterly               | Quarterly               |
| HIKARI TSUSHIN,INC.                        | 9435   | Information & Communication                 | 20.2                     | ×                  |                                     |     |   | ×                     | ×                    | ○                 | Quarterly               | Other  | Other                          | ○   | Quarterly               | Quarterly               |
| NTT DOCOMO,INC.                            | 9437   | Information & Communication                 | 13.2                     | ○                  | Full translation                    | ×   | ×   | ○                     | ×                    | ○                 | Quarterly               | Full translation                             | Full translation               | ○   | Quarterly               | Quarterly               |
| GMO internet Inc.                          | 9449   | Information & Communication                 | 29.7                     | ×                  |                                     |     |   | ×                     | ×                    | ○                 | Quarterly               | Full translation                             | Full translation               | ○   | Quarterly               | Quarterly               |
| Electric Power Development Co.,Ltd.        | 9513   | Electric power and gas                      | 28.7                     | ○                  | Other                               | ×   | ×   | ○                     | ×                    | ○                 | Quarterly               | Full translation                             | Full translation               | ○   | Quarterly               | Quarterly               |
| TOKYO GAS CO.,LTD.                         | 9531   | Electric power and gas                      | 36.4                     | ○                  | Full translation                    | ×   | ○   | ○                     | ○                    | ○                 | Quarterly               | Full translation                             | Full translation               | ○   | Quarterly               | Quarterly               |
| OSAKA GAS CO.,LTD.                         | 9532   | Electric power and gas                      | 26.8                     | ○                  | Full translation                    | ×   | ○   | ○                     | ○                    | ○                 | Quarterly               | Full translation                             | Full translation               | ○   | Quarterly               | Quarterly               |
| TOHO CO.,LTD                               | 9602   | Information & Communication                 | 16.5                     | ×                  |                                     |     |   | ×                     | ×                    | ×                 |                         |  |                                | ○   | Year-end only           | Quarterly               |
| H.I.S.Co.,Ltd.                             | 9603   | Services                                    | 21.8                     | ×                  |                                     |     |   | ×                     | ×                    | ○                 | Year-end and first half | Other  | Other                          | ×   |                         |                         |
| NTT DATA CORPORATION                       | 9613   | Information & Communication                 | 18.7                     | ○                  | Full translation                    | △   | ○   | ○                     | ×                    | ○                 | Quarterly               | Other  | Full translation               | ○   | Quarterly               | Quarterly               |
| AIN HOLDINGS INC.                          | 9627   | Retail Trade                                | 37.8                     | ○                  | Particulars only                    | ×   | ×   | ×                     | ×                    | ○                 | Quarterly               | Other  | Full translation               | ○   | Year-end and first half | Year-end and first half |
| SCSK Corporation                           | 9719   | Information & Communication                 | 20.2                     | ○                  | Full translation                    | ×   | ○   | ×                     | ×                    | ○                 | Quarterly               | Other  | Full translation               | ○   | Quarterly               | Quarterly               |
| SECOM CO.,LTD.                             | 9735   | Services                                    | 44.9                     | ○                  | Full translation                    | ×   | ×   | ○                     | ×                    | ○                 | Quarterly               | Other  | Full translation               | ×   |                         |                         |
| KONAMI HOLDINGS CORPORATION                | 9766   | Information & Communication                 | 35.3                     | ○                  | Full translation                    | ×   | ○   | ○                     | ×                    | ○                 | Quarterly               | Full translation                             | Full translation               | ○   | Quarterly               | Quarterly               |
| Benesse Holdings,Inc.                      | 9783   | Services                                    | 28.7                     | ○                  | Particulars and reference documents | ×   | ×   | ○                     | ○                    | ×                 |                         |  |                                | ○   | Quarterly               | Quarterly               |
| AEON DELIGHT CO.,LTD.                      | 9787   | Services                                    | 16.0                     | ×                  |                                     |     |   | ×                     | ○                    | ○                 | Quarterly               | Summary information and financial statements | Other                          | ○   | Quarterly               | Quarterly               |
| NIPPON STEEL & SUMIKIN BUSSAN CORPORATION  | 9810   | Wholesale Trade                             | 12.1                     | ○                  | Particulars and reference documents | ×   | —   | ○                     | ×                    | ○                 | Quarterly               | Full translation                             | Full translation               | ×   |                         |                         |
| YAMADA DENKI CO.,LTD.                      | 9831   | Retail Trade                                | 38.6                     | ○                  | Other                               | ×   | ×   | ×                     | ×                    | ×                 |                         |  |                                | ×   |                         |                         |
| Nitori Holdings Co.,Ltd.                   | 9843   | Retail Trade                                | 37.3                     | ×                  |                                     |     |   | ×                     | ×                    | ×                 |                         |  |                                | ×   |                         |                         |
| OHSHO FOOD SERVICE CORP.                   | 9936   | Retail Trade                                | 9.5                      | ○                  | Full translation                    | ×   | —   | ○                     | ×                    | ○                 | Quarterly               | Other  | Full translation               | ×   |                         |                         |
| ARCS COMPANY,LIMITED                       | 9948   | Retail Trade                                | 15.5                     | ×                  |                                     |     |   | ×                     | ×                    | ×                 |                         |  |                                | ×   |                         |                         |
| VALOR HOLDINGS CO.,LTD.                    | 9956   | Retail Trade                                | 16.5                     | ×                  |                                     |     |   | ×                     | ×                    | ×                 |                         |  |                                | ×   |                         |                         |
| MISUMI Group Inc.                          | 9962   | Wholesale Trade                             | 60.1                     | ○                  | Other                               | ×   | ×   | ○                     | ×                    | ○                 | Quarterly               | Other  | Other                          | ×   |                         |                         |
| FAST RETAILING CO.,LTD.                    | 9983   | Retail Trade                                | 23.5                     | ○                  | Full translation                    | ×   | —   | ○                     | ×                    | ○                 | Quarterly               | Full translation                             | Full translation               | ○   | Quarterly               | Quarterly               |
| SoftBank Group Corp.                       | 9984   | Information & Communication                 | 44.2                     | ○                  | Full translation                    | ○   | ○   | ○                     | ×                    | ○                 | Quarterly               | Full translation                             | Full translation               | ○   | Quarterly               | Quarterly               |
| SUNDRUG CO.,LTD.                           | 9989   | Retail Trade                                | 36.2                     | ×                  |                                     |     |   | ×                     | ×                    | ×                 |                         |  |                                | ×   |                         |                         |

"Foreign shareholders (%)" as of summer 2015. Most recent quarterly data used when data as of summer 2015 not available.

"△" under "Map" (Convocation notice) indicates that although there is no map, there is a written description of the route from the nearest station, etc. "—" indicates that there is no map in either the Japanese or English version.

"○" under "Instructions on the exercise of voting rights" indicates that instructions on the exercise of voting rights are translated as a separate page. "—" indicates that there is no such separate page in the Japanese version. "×" indicates that it is not translated, or is translated only as a note to the particulars.

"○" under "Notice of resolutions" includes companies that post this information on their website as a report on the general meeting of shareholders instead of as a notice of resolutions.

"Full translation" under "Scope" (Financial results) includes companies that omit the contents page.